

SPRINGBORO COMMUNITY CITY SCHOOLS

RECONCILIATION FOR MONTH ENDING
MARCH 31, 2017



Depository Balances:

| | | |
|---------------------------------------|-----------------|-----------------|
| 5/3 Operating Checking Acct #99903794 | \$14,643,059.74 | |
| People's Bank - Grange Scholarship | \$25,602.31 | |
| Total Depository Balances | | \$14,668,662.05 |

Adjustments to Bank Balance:

| | | |
|-----------------------------------|---------------|---------------|
| Outstanding Checks: Accounting | -\$510,554.41 | |
| Payroll | -\$97,794.77 | |
| Outstanding Vcards: Accounting | \$74,382.44 | |
| Adjustments/Notes | \$0.00 | |
| 1) | \$ - | |
| 2) | \$ - | |
| Total Adjustments to Bank Balance | | -\$533,966.74 |

Investments:

| | | |
|------------------------------|----------------|----------------|
| CD - Harold E Mills 5/3 Bank | \$41,246.29 | |
| Star Ohio | \$33,340.75 | |
| 5/3 Securities | \$3,733,346.06 | |
| Total Investments | | \$3,807,933.10 |

Total Bank Balances

\$17,942,628.41

Total Fund Balance

\$17,942,628.41

\$0.00

OASBO Reservation Accounts:

| | |
|---|--------------|
| Series 2004 Acct #72R061424 Held at US Bank | \$318,774.01 |
| Series 2002 Acct #72R051292 Held at US Bank | \$10,493.52 |

Athletic Checking Account:

| | | |
|-----------------------------------|------------|------------|
| Acct #7703135181 5/3 Bank Balance | \$1,755.12 | |
| Outstanding Checks | -\$385.00 | |
| Book Balance | | \$1,370.12 |

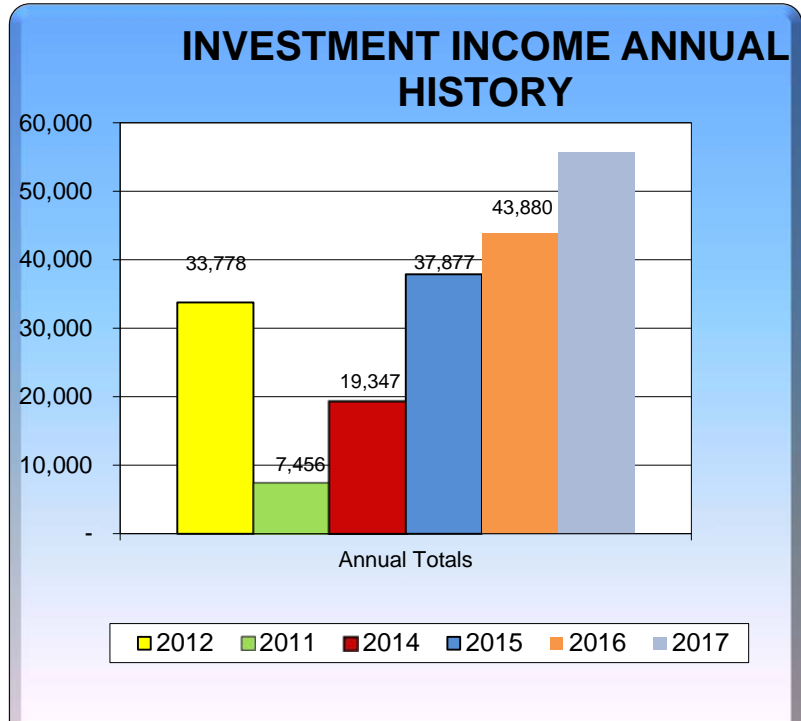
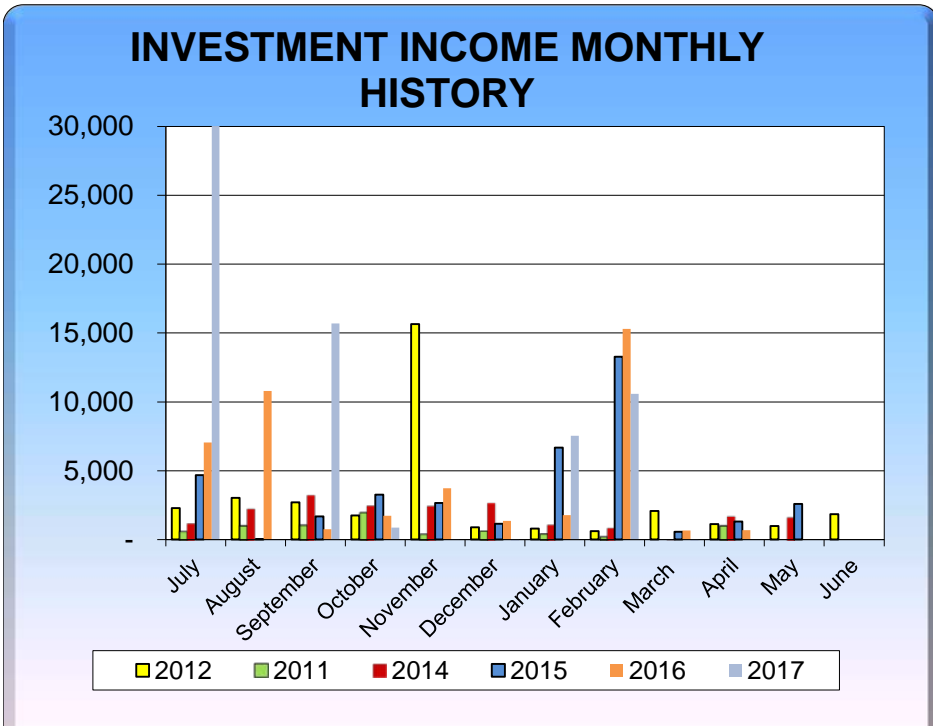
Arbiter Account:

| | | |
|----------------------------------|------------|------------|
| Acct #1095061300 Arbiter Balance | \$6,235.70 | |
| Outstanding Payments | -\$40.00 | |
| Book Balance | | \$6,195.70 |

Terrah Floyd, Treasurer/CFO

SPRINGBORO COMMUNITY CITY SCHOOLS
INVESTMENT INCOME HISTORY

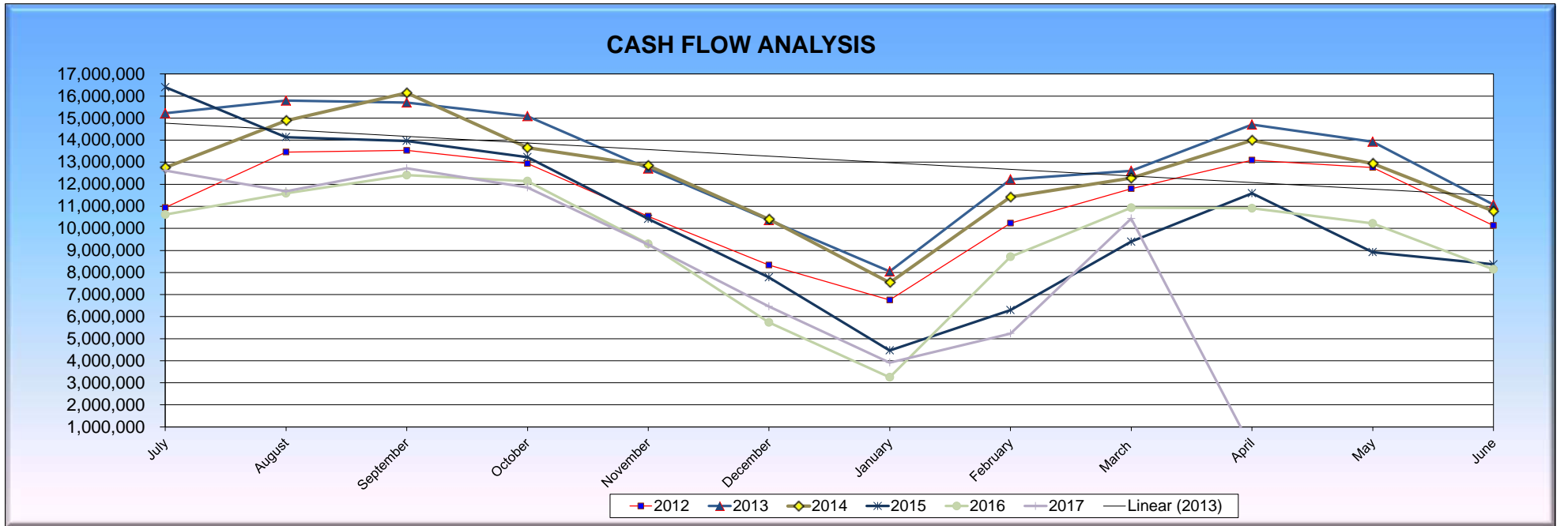
| | Current Month | | | | | | | | | | | | |
|------|---------------|--------|-----------|---------|----------|----------|---------|----------|---------|-------|------|-------|--------|
| | July | August | September | October | November | December | January | February | March | April | May | June | ANNUAL |
| 2012 | 2,283 | 3,042 | 2,698 | 1,752 | 15,651 | 898 | 791 | 625 | 2,079 | 1,126 | 986 | 1,847 | 33,778 |
| 2013 | 621 | 1025 | 1055 | 1947 | 447 | 653 | 457 | 229 | 0 | 1022 | 0 | 0 | 7,456 |
| 2014 | 1221 | 2279 | 3249 | 2495 | 2490 | 2687 | 1129 | 883 | -448 | 1712 | 1650 | 0 | 19,347 |
| 2015 | 4669 | 31 | 1679 | 3267 | 2659 | 1159 | 6674 | 13,265 | 574 | 1318 | 2582 | 0 | 37,877 |
| 2016 | 7045 | 10,791 | 759 | 1736 | 3735 | 1359 | 1785 | 15,304 | 654 | 685 | 27 | 0 | 43,880 |
| 2017 | 37,964 | 15 | 15,685 | 869 | 18 | (12,835) | 7,539 | 10,587 | (4,215) | - | - | - | 55,627 |



SPRINGBORO COMMUNITY CITY SCHOOLS
CASH FLOW HISTORY
 (Amounts Represent General Fund Month Ending Balances)

Current Month

| FY | July | August | September | October | November | December | January | February | March | April | May | June |
|------|------------|------------|------------|------------|------------|------------|-----------|------------|------------|------------|------------|------------|
| 2012 | 10,943,740 | 13,460,001 | 13,533,343 | 12,939,781 | 10,548,887 | 8,338,630 | 6,754,746 | 10,234,435 | 11,799,012 | 13,093,742 | 12,762,433 | 10,127,709 |
| 2013 | 15,219,086 | 15,793,376 | 15,706,069 | 15,088,260 | 12,712,944 | 10,370,909 | 8,047,609 | 12,223,488 | 12,614,582 | 14,701,106 | 13,930,078 | 11,070,591 |
| 2014 | 12,754,762 | 14,885,287 | 16,147,877 | 13,663,073 | 12,844,156 | 10,417,017 | 7,543,879 | 11,426,299 | 12,288,002 | 13,994,917 | 12,934,439 | 10,782,854 |
| 2015 | 16,398,089 | 14,138,107 | 13,965,306 | 13,233,279 | 10,429,438 | 7,777,413 | 4,466,180 | 6,292,608 | 9,395,939 | 11,591,212 | 8,923,751 | 8,368,436 |
| 2016 | 10,623,482 | 11,592,457 | 12,413,277 | 12,141,221 | 9,292,765 | 5,739,217 | 3,250,888 | 8,715,284 | 10,935,208 | 10,909,222 | 10,225,527 | 8,145,977 |
| 2017 | 12,620,561 | 11,682,692 | 12,720,266 | 11,857,777 | 9,266,179 | 6,461,509 | 3,916,562 | 5,234,729 | 10,445,777 | - | - | - |



-- Options Summary --

Summary or Detail Report? (S,D) D
Output file: FINSUMM.TXT
Type: CSV
Print options page? (Y,N) Y
Generate FINDET report for comparison? (Y,N) Y
Sort options: FS
Include future encumbrance amounts? (Y,N) N
Include accounts with zero amounts? (Y,N) Y
Include accounts which are no longer active? (Y,N,I) Y

BAT_FINSUM executed by SCBO_CF on node SWOCA0:: at 3-APR-2017 14:42:05.16

| Fund # | Fund Description | FYTD | MTD | FYTD | Current | Current | Unencumbered | Bank |
|---------------|---|---------------|--------------|---------------|--------------|--------------|--------------|------|
| Begin Balance | MTD Receipts | Receipts | Expenditures | Expenditures | Fund Balance | Encumbrances | Fund Balance | Code |
| 001 0000 | GENERAL | | | | | | | |
| 7,132,767.08 | 9,287,361.59 | 39,700,142.92 | 4,076,313.89 | 37,400,337.97 | 9,432,572.03 | 1,893,180.22 | 7,539,391.81 | |
| 001 9412 | BUDGET RESERVE | | | | | | | |
| 1,013,208.92 | 0.00 | 0.00 | 0.00 | 0.00 | 1,013,208.92 | 0.00 | 1,013,208.92 | |
| 002 0000 | BOND RETIREMENT | | | | | | | |
| 4,708,758.51 | 720,000.00 | 4,083,077.33 | 0.00 | 4,117,563.49 | 4,674,272.35 | 0.00 | 4,674,272.35 | |
| 002 9204 | MASTER FACILITY PLAN-BOND RETIREMENT | | | | | | | |
| 268,835.69 | 0.00 | 0.00 | 0.00 | 0.00 | 268,835.69 | 0.00 | 268,835.69 | |
| 003 0000 | PERMANENT IMPROVEMENT | | | | | | | |
| 0.00 | 0.00 | 0.00 | 0.00 | 0.00 | 0.00 | 0.00 | 0.00 | |
| 003 9201 | PERMANENT IMPROVEMENT | | | | | | | |
| 0.00 | 0.00 | 0.00 | 0.00 | 0.00 | 0.00 | 0.00 | 0.00 | |
| 004 9204 | MASTER FACILITY PLAN - BUILDING FUND | | | | | | | |
| 0.00 | 0.00 | 0.00 | 0.00 | 0.00 | 0.00 | 0.00 | 0.00 | |
| 004 9207 | BUILDING FUND - MVH PROJECT | | | | | | | |
| 0.00 | 0.00 | 0.00 | 0.00 | 0.00 | 0.00 | 0.00 | 0.00 | |
| 004 9208 | BLDNG FUND-HIGH SCHOOL BOYS LOCKER ROOM | | | | | | | |
| 0.00 | 0.00 | 0.00 | 0.00 | 0.00 | 0.00 | 0.00 | 0.00 | |
| 004 9213 | BUILDING FUND - SCHOOL BUSES | | | | | | | |
| 0.00 | 0.00 | 0.00 | 0.00 | 0.00 | 0.00 | 0.00 | 0.00 | |
| 004 9215 | Energy Conservation Project | | | | | | | |
| 0.00 | 0.00 | 0.00 | 0.00 | 0.00 | 0.00 | 0.00 | 0.00 | |
| 004 9218 | MIRACLE FIELD PROJECT | | | | | | | |
| 28,220.00 | 0.00 | 0.00 | 0.00 | 0.00 | 28,220.00 | 0.00 | 28,220.00 | |
| 006 0000 | FOOD SERVICE FUND | | | | | | | |
| 961,768.00 | 178,937.59 | 1,220,191.07 | 122,852.06 | 1,186,240.17 | 995,718.90 | 166,470.28 | 829,248.62 | |
| 007 9001 | PEPSI SCHOLARSHIP | | | | | | | |
| 2,000.00 | 0.00 | 0.00 | 0.00 | 0.00 | 2,000.00 | 0.00 | 2,000.00 | |
| 007 9002 | SHS MEMORIAL TRUST FUND | | | | | | | |
| 2,699.06 | 0.00 | 0.00 | 0.00 | 0.00 | 2,699.06 | 0.00 | 2,699.06 | |
| 007 9003 | ERIKA OWEN SCHOLARSHIP FUND | | | | | | | |
| 0.00 | 0.00 | 2,254.00 | 0.00 | 0.00 | 2,254.00 | 0.00 | 2,254.00 | |

| Fund # | Fund Description | FYTD | MTD | FYTD | Current | Current | Unencumbered | Bank |
|----------|---|--------------|--------------|--------------|--------------|--------------|--------------|------|
| Begin | Balance | Receipts | Expenditures | Expenditures | Fund Balance | Encumbrances | Fund Balance | Code |
| | | MTD Receipts | | | | | | |
| 007 9093 | GRANGE SCHOLARSHIP FUND | 3.16 | 0.00 | 0.00 | 24,602.31 | 0.00 | 24,602.31 | |
| | 24,589.54 | 12.77 | | | | | | |
| 007 9098 | HAROLD E. MILLS SCHOLARSHIP FUND | 14.44 | 0.00 | 0.00 | 40,307.68 | 0.00 | 40,307.68 | |
| | 40,217.01 | 90.67 | | | | | | |
| 007 9214 | WADE SCHOLARSHIP | 0.00 | 0.00 | 0.00 | 2,400.00 | 0.00 | 2,400.00 | |
| | 2,400.00 | 0.00 | | | | | | |
| 018 904A | HIGH SCHOOL PUBLIC SCHOOL SUPPORT FUND | 1,145.81 | 2,955.34 | 19,791.65 | 96,941.33 | 51,254.74 | 45,686.59 | |
| | 36,959.35 | 79,773.63 | | | | | | |
| 018 905A | JR HIGH PUBLIC SCHOOL SUPPORT FUND | 500.00 | 332.33 | 9,422.79 | 29,271.52 | 4,291.95 | 24,979.57 | |
| | 23,346.97 | 15,347.34 | | | | | | |
| 018 906A | SPRINGBORO INTERMEDIATE PUBLIC SCHOOL SUPPORT | 8,095.25 | 1,294.91 | 12,503.14 | 21,434.07 | 10,452.29 | 10,981.78 | |
| | 11,701.17 | 22,236.04 | | | | | | |
| 018 907A | CLEARCREEK ELEMENTARY PUBLIC SCHOOL SUPPORT | 5,813.59 | 72.67 | 17,097.46 | 33,040.92 | 3,420.36 | 29,620.56 | |
| | 27,389.06 | 22,749.32 | | | | | | |
| 018 915A | DENNIS ELEM EAST - PUBLIC SCHOOL SUPPORT FUND | 7,034.71 | 5,759.45 | 46,059.71 | 39,767.13 | 16,246.07 | 23,521.06 | |
| | 38,765.83 | 47,061.01 | | | | | | |
| 018 918A | FIVE POINTS WEST - PUBLIC SCHOOL SUPPORT FUND | 2,039.70 | 3,610.52 | 43,591.09 | 70,129.82 | 12,668.00 | 57,461.82 | |
| | 51,014.03 | 62,706.88 | | | | | | |
| 018 960A | Superintendent/District Support | 1,407.26 | 330.00 | 9,174.45 | 3,667.07 | 710.30 | 2,956.77 | |
| | 78.95 | 12,762.57 | | | | | | |
| 018 970A | SUPP SERV/TRANS PUBLIC SCHOOL SUPPORT FUND | 63.85 | 0.00 | 0.00 | 5,451.93 | 0.00 | 5,451.93 | |
| | 4,825.89 | 626.04 | | | | | | |
| 018 980A | CURRICULUM - PUBLIC SCHOOL SUPPORT FUND | 0.00 | 686.09 | 6,317.33 | 699.95- | 0.00 | 699.95- | |
| | 5,617.38 | 0.00 | | | | | | |
| 019 9215 | GOVS Grant FY15 | 0.00 | 0.00 | 0.00 | 0.41 | 0.00 | 0.41 | |
| | 0.41 | 0.00 | | | | | | |
| 019 921J | JENNINGS GRANTS-TO-EDUCATORS FY12 | 0.00 | 0.00 | 0.00 | 4.25 | 0.00 | 4.25 | |
| | 4.25 | 0.00 | | | | | | |
| 019 921S | RECOVERY SERVICES-STEPS TO SUCCESS FY11 | 0.00 | 0.00 | 0.00 | 0.00 | 0.00 | 0.00 | |
| | 0.00 | 0.00 | | | | | | |
| 019 922S | FY12 MENTAL RECOVERY - RE-DO PROGRAM | 0.00 | 0.00 | 0.00 | 338.18 | 0.00 | 338.18 | |
| | 338.18 | 0.00 | | | | | | |

| Fund # | Fund Description | FYTD | MTD | FYTD | Current | Current | Unencumbered | Bank | |
|----------|---|--------------|--------------|--------------|--------------|--------------|--------------|----------|------------|
| Begin | Balance | Receipts | Expenditures | Expenditures | Fund Balance | Encumbrances | Fund Balance | Code | |
| | | MTD Receipts | | | | | | | |
| 019 923K | FY13 KINDER MORGAN GRANT | 0.19 | 0.00 | 0.00 | 0.00 | 0.19 | 0.00 | 0.19 | |
| 019 923M | FY13 - MEN OF STRENGTH VIOLENCE PREV. GRANT | 2,373.00 | 0.00 | 0.00 | 0.00 | 2,373.00 | 0.00 | 2,373.00 | |
| 019 924K | FY14 KINDER MORGAN GRANT | 190.19 | 0.00 | 0.00 | 0.00 | 190.19 | 0.00 | 190.19 | |
| 020 0000 | MVH LEASE PAYMENTS/SPECIAL ENTERPRISE FUND | 0.00 | 0.00 | 942,314.40 | 0.00 | 705,407.85 | 236,906.55 | 0.00 | 236,906.55 |
| 022 907B | ATHLETIC TOURNAMENT | 0.00 | 0.00 | 0.00 | 0.00 | 0.00 | 0.00 | 0.00 | |
| 024 9202 | FLEXIBLE SPENDING | 9,091.77 | 0.00 | 0.00 | 0.00 | 9,091.77 | 0.00 | 9,091.77 | |
| 200 901A | HIGH SCHOOL PRIDE COMMITTEE | 1,113.74 | 649.27 | 649.27 | 650.00 | 650.00 | 1,113.01 | 0.00 | 1,113.01 |
| 200 902A | ROBOTICS CLUB - DISTRICT WIDE | 15,440.70 | 224.10 | 7,180.67 | 1,012.31 | 15,939.70 | 6,681.67 | 2,306.00 | 4,375.67 |
| 200 903A | STAND CLUB | 403.44 | 0.00 | 0.00 | 0.00 | 0.00 | 403.44 | 0.00 | 403.44 |
| 200 904A | Radio Broadcasting Club | 0.00 | 0.00 | 200.00 | 0.00 | 0.00 | 200.00 | 0.00 | 200.00 |
| 200 908A | JROTC | 3,097.68 | 0.00 | 21,597.30 | 2,143.41 | 21,442.19 | 3,252.79 | 0.00 | 3,252.79 |
| 200 909A | HIGH SCHOOL GERMAN CLUB | 108.38 | 0.00 | 0.00 | 0.00 | 0.00 | 108.38 | 0.00 | 108.38 |
| 200 910A | HS Academic Team | 0.00 | 348.55 | 348.55 | 30.46 | 30.46 | 318.09 | 0.00 | 318.09 |
| 200 911A | SI - STUDENT COUNCIL | 691.28 | 3,348.00 | 3,508.00 | 3,348.00 | 3,671.95 | 527.33 | 40.00 | 487.33 |
| 200 912A | HS ART CLUB | 5.29 | 0.00 | 0.00 | 0.00 | 0.00 | 5.29 | 0.00 | 5.29 |
| 200 913A | HIGH SCHOOL DRAMA CLUB | 5,240.26 | 0.00 | 1,311.00 | 0.00 | 1,105.98 | 5,445.28 | 0.00 | 5,445.28 |

| Fund # | Fund Description | FYTD | MTD | FYTD | Current | Current | Unencumbered | Bank | |
|----------|-------------------------------------|-----------|--------------|--------------|--------------|--------------|--------------|--------|-----------|
| Begin | Balance | Receipts | Expenditures | Expenditures | Fund Balance | Encumbrances | Fund Balance | Code | |
| 200 914A | JCOWA (FORMERLY GLOBAL CONNECTIONS) | 83.14 | 0.00 | 140.00 | 0.00 | 100.00 | 123.14 | 0.00 | 123.14 |
| 200 915A | S.A.D.D. | 4,962.61 | 0.00 | 665.00 | 0.00 | 760.87 | 4,866.74 | 400.00 | 4,466.74 |
| 200 916A | HIGH SCHOOL FRENCH CLUB | 2,993.37 | 0.00 | 325.00 | 20.47 | 78.51 | 3,239.86 | 500.00 | 2,739.86 |
| 200 917A | HIGH SCHOOL STUDENT COUNCIL | 14,067.93 | 0.00 | 22,207.96 | 0.00 | 12,804.39 | 23,471.50 | 0.00 | 23,471.50 |
| 200 918A | JR HIGH STUDENT COUNCIL | 4,988.30 | 0.00 | 0.00 | 0.00 | 62.40 | 4,925.90 | 337.60 | 4,588.30 |
| 200 919A | S-CAPADES | 24,167.77 | 0.00 | 6,230.00 | 0.00 | 11,548.69 | 18,849.08 | 0.00 | 18,849.08 |
| 200 920A | JR HIGH YEARBOOK | 8,364.13 | 185.00 | 185.00 | 0.00 | 2,898.02 | 5,651.11 | 0.00 | 5,651.11 |
| 200 921A | DENNIS DH CLASS (EAST & WEST) | 250.86 | 0.00 | 2,379.00 | 0.00 | 2,249.22 | 380.64 | 150.00 | 230.64 |
| 200 922A | HS DH CLASS | 497.69 | 0.00 | 0.00 | 0.00 | 0.00 | 497.69 | 0.00 | 497.69 |
| 200 925A | HIGH SCHOOL NEWSPAPER | 1.11 | 0.00 | 0.00 | 0.00 | 0.00 | 1.11 | 0.00 | 1.11 |
| 200 926A | JR HIGH NEWSPAPER | 323.42 | 10.55 | 47.55 | 0.00 | 125.00 | 245.97 | 0.00 | 245.97 |
| 200 927A | NATIONAL HONOR SOCIETY | 493.40 | 0.00 | 718.25 | 0.00 | 138.80 | 1,072.85 | 0.00 | 1,072.85 |
| 200 928A | S.A.D.D. - JUNIOR HIGH | 352.99 | 0.00 | 0.00 | 0.00 | 0.00 | 352.99 | 0.00 | 352.99 |
| 200 929A | THE MUSE MACHINE | 1,668.27 | 28.00 | 14,291.00 | 476.00 | 14,854.51 | 1,104.76 | 83.05 | 1,021.71 |
| 200 930A | HS Fishing Club | 0.00 | 0.00 | 0.00 | 0.00 | 0.00 | 0.00 | 0.00 | 0.00 |
| 200 931A | JH DH CLASS | 1,640.78 | 0.00 | 260.25 | 237.51 | 654.99 | 1,246.04 | 162.49 | 1,083.55 |

| Fund # | Fund Description | FYTD | MTD | FYTD | Current | Current | Unencumbered | Bank | |
|----------|-------------------------------------|------------|--------------|--------------|--------------|--------------|--------------|-----------|------------|
| Begin | Balance | Receipts | Expenditures | Expenditures | Fund Balance | Encumbrances | Fund Balance | Code | |
| 200 950A | HS TECH PREP | 415.39 | 0.00 | 455.00 | 0.00 | 595.00 | 275.39 | 0.00 | 275.39 |
| 200 954A | JR STATESMEN OF AMERICA | 40.00 | 0.00 | 0.00 | 0.00 | 0.00 | 40.00 | 0.00 | 40.00 |
| 200 956A | JR HIGH NATIONAL HONOR SOCIETY | 361.35 | 2,948.00 | 5,289.00 | 90.00 | 451.35 | 5,199.00 | 79.25 | 5,119.75 |
| 200 960A | HIGH SCHOOL PANTHER EXPRESS | 42,341.70 | 0.00 | 0.00 | 0.00 | 0.00 | 42,341.70 | 0.00 | 42,341.70 |
| 200 965A | HS SCIENCE & ENGINEERING CLUB | 413.54 | 0.00 | 0.00 | 31.92 | 61.44 | 352.10 | 218.08 | 134.02 |
| 200 966A | CLASS OF 2014 | 0.00 | 0.00 | 0.00 | 0.00 | 0.00 | 0.00 | 0.00 | 0.00 |
| 200 967A | CLASS OF 2015 | 0.00 | 0.00 | 0.00 | 0.00 | 0.00 | 0.00 | 0.00 | 0.00 |
| 200 968A | CLASS OF 2016 | 0.00 | 120.00- | 0.00 | 0.00 | 0.00 | 0.00 | 0.00 | 0.00 |
| 200 969A | CLASS OF 2017 | 2,232.07 | 120.00 | 7,122.00 | 0.00 | 5,737.50 | 3,616.57 | 0.00 | 3,616.57 |
| 200 970A | CLASS OF 2018 | 0.00 | 9,680.00 | 15,102.00 | 2,176.81 | 5,961.81 | 9,140.19 | 6,764.95 | 2,375.24 |
| 300 9011 | SWIMMING FUNDRAISER ACCT. | 685.76 | 0.00 | 3,233.95 | 84.94 | 2,741.86 | 1,177.85 | 720.00 | 457.85 |
| 300 9017 | HS GIRLS TRACK - FUNDRAISER | 261.81 | 0.00 | 0.00 | 0.00 | 0.00 | 261.81 | 0.00 | 261.81 |
| 300 9018 | JH GIRLS TRACK - FUNDRAISER | 3,337.19 | 750.00 | 750.00 | 2,097.45 | 2,097.45 | 1,989.74 | 254.35 | 1,735.39 |
| 300 901B | ATHLETICS | 127,870.84 | 263,860.00 | 972,746.79 | 57,136.76 | 770,751.03 | 329,866.60 | 47,549.96 | 282,316.64 |
| 300 901C | HS BOYS BASKETBALL FUNDRAISER ACCT. | 10,192.24 | 0.00 | 29,616.13 | 1,718.09 | 36,023.65 | 3,784.72 | 1,694.19 | 2,090.53 |
| 300 901D | JH BOYS BASKETBALL FUNDRAISER ACCT. | 170.34 | 0.00 | 2,131.00 | 0.00 | 2,208.34 | 93.00 | 0.00 | 93.00 |

| Fund # | Fund Description | FYTD | MTD | FYTD | Current | Current | Unencumbered | Bank | |
|----------|--------------------------------------|--------------|-----------|--------------|--------------|--------------|--------------|-------------------|-----------|
| Begin | Balance | MTD Receipts | Receipts | Expenditures | Expenditures | Fund Balance | Encumbrances | Fund Balance Code | |
| 300 901E | BOYS SOCCER FUNDRAISER ACCT. | 8,628.79 | 0.00 | 7,716.73 | 0.00 | 16,345.52 | 0.00 | 0.00 | |
| 300 901F | SOFTBALL FUNDRAISER ACCT. | 3,200.99 | 12,526.00 | 19,312.76 | 853.96 | 3,169.46 | 19,344.29 | 4,315.00 | 15,029.29 |
| 300 901G | BASEBALL FUNDRAISER ACCT. | 12,697.51 | 12,754.30 | 34,567.10 | 11,722.01 | 23,185.65 | 24,078.96 | 8,967.05 | 15,111.91 |
| 300 901H | HS FOOTBALL FUNDRAISER ACCT. | 40,544.25 | 800.00 | 14,063.24 | 1,223.42 | 47,409.58 | 7,197.91 | 1,292.20 | 5,905.71 |
| 300 901I | JH FOOTBALL FUNDRAISER | 0.00 | 0.00 | 4,000.00 | 0.00 | 0.00 | 4,000.00 | 0.00 | 4,000.00 |
| 300 901J | BOWLING FUNDRAISER ACCT. | 318.78 | 53.68 | 651.44 | 150.00 | 486.00 | 484.22 | 300.00 | 184.22 |
| 300 901K | BOYS GOLF FUNDRAISER ACCT. | 4,663.15 | 0.00 | 3,045.09 | 0.00 | 2,169.72 | 5,538.52 | 0.00 | 5,538.52 |
| 300 901L | GIRLS GOLF FUNDRAISER ACCT. | 95.23 | 0.00 | 1,753.83 | 0.00 | 1,292.00 | 557.06 | 0.00 | 557.06 |
| 300 901M | HS BOYS TRACK FUNDRAISER ACCT. | 3,911.88 | 3,266.80 | 12,961.80 | 1,892.52 | 8,011.97 | 8,861.71 | 2,086.00 | 6,775.71 |
| 300 901N | JH BOYS TRACK FUNDRAISER ACCT. | 445.25 | 15,316.00 | 15,316.00 | 0.00 | 270.00 | 15,491.25 | 0.00 | 15,491.25 |
| 300 901O | HS WRESTLING FUNDRAISER ACCT. | 4,619.73 | 1,571.29 | 4,538.14 | 1,247.00 | 7,119.74 | 2,038.13 | 616.43 | 1,421.70 |
| 300 901P | JH WRESTLING FUNDRAISER ACCT. | 769.50 | 0.00 | 1,855.50 | 240.00 | 468.81 | 2,156.19 | 0.00 | 2,156.19 |
| 300 901Q | HS GIRLS BASKETBALL FUNDRAISER ACCT. | 8,010.36 | 0.00 | 10,245.44 | 653.75 | 12,273.88 | 5,981.92 | 2,020.00 | 3,961.92 |
| 300 901R | JH GIRLS BASKETBALL FUNDRAISER ACCT. | 0.00 | 0.00 | 0.00 | 0.00 | 0.00 | 0.00 | 0.00 | 0.00 |
| 300 901S | GIRLS SOCCER FUNDRAISER ACCT. | 8,321.62 | 0.00 | 18,213.44 | 0.00 | 13,128.85 | 13,406.21 | 0.00 | 13,406.21 |
| 300 901T | HS VOLLEYBALL FUNDRAISER ACCT. | 17,880.83 | 1,925.00 | 18,492.23 | 400.00 | 18,052.73 | 18,320.33 | 2,146.00 | 16,174.33 |

| Fund # | Fund Description | FYTD | MTD | FYTD | Current | Current | Unencumbered | Bank |
|----------|-------------------------------------|-----------|--------------|--------------|--------------|--------------|--------------|----------|
| Begin | Balance | Receipts | Expenditures | Expenditures | Fund Balance | Encumbrances | Fund Balance | Code |
| 300 901U | JH VOLLEYBALL FUNDRAISER | 0.00 | 0.00 | 0.00 | 0.00 | 0.00 | 0.00 | |
| 300 901V | **DON'T USE** MOVED TO BOYS BOWLING | 0.00 | 0.00 | 0.00 | 0.00 | 0.00 | 0.00 | |
| 300 901W | HS CROSS COUNTRY FUNDRAISER ACCT. | 5,525.07 | 0.00 | 11,590.44 | 0.00 | 10,301.89 | 6,813.62 | 6,813.62 |
| 300 901X | JH CROSS COUNTRY FUNDRAISER ACCT. | 7,576.90 | 0.00 | 9,018.00 | 939.90 | 8,464.45 | 8,130.45 | 1,912.43 |
| 300 901Y | BOYS TENNIS FUNDRAISER ACCT. | 251.62 | 0.00 | 0.00 | 0.00 | 0.00 | 251.62 | 251.62 |
| 300 901Z | GIRLS TENNIS FUNDRAISER ACCT. | 9,094.98 | 0.00 | 226.38 | 0.00 | 3,900.56 | 5,420.80 | 5,420.80 |
| 300 902B | BAND | 3,527.88 | 260.00- | 24,900.00 | 0.00 | 20,906.30 | 7,521.58 | 7,521.58 |
| 300 903B | HIGH SCHOOL CHOIR (MUSICALS) | 5,754.84 | 3,639.00 | 12,553.27 | 357.01 | 7,385.29 | 10,922.82 | 9,490.00 |
| 300 904B | JR HIGH CHEERLEADERS | 5,848.66 | 0.00 | 1,075.50 | 888.22 | 4,990.11 | 1,934.05 | 1,392.50 |
| 300 905B | HIGH SCHOOL CHEERLEADERS | 25,248.24 | 0.00 | 12,512.15 | 68.45 | 26,538.04 | 11,222.35 | 50.00 |
| 300 906B | SYB - SPRINGBORO YOUTH BASKETBALL | 10,059.00 | 0.00 | 0.00 | 0.00 | 0.00 | 10,059.00 | 0.00 |
| 300 907B | ATH/TOURNAMENT | 224.21 | 0.00 | 3,396.00 | 28.86 | 2,735.93 | 884.28 | 0.00 |
| 300 908B | HS BOYS LACROSSE | 0.00 | 0.00 | 0.00 | 0.00 | 0.00 | 0.00 | 0.00 |
| 300 909B | JR HIGH SHOW CHOIR | 6,475.79 | 4,886.00 | 6,175.00 | 3,296.53 | 5,923.07 | 6,727.72 | 472.50 |
| 300 910B | HS GIRLS LACROSSE | 0.00 | 0.00 | 0.00 | 0.00 | 0.00 | 0.00 | 0.00 |
| 300 911B | H.S. SHOW CHOIR | 0.00 | 0.00 | 450.00 | 0.00 | 0.00 | 450.00 | 0.00 |

| Fund # | Fund Description | FYTD | MTD | FYTD | Current | Current | Unencumbered | Bank | |
|----------|---------------------------------------|-----------|--------------|--------------|--------------|--------------|--------------|----------|-----------|
| Begin | MTD | Receipts | Expenditures | Expenditures | Fund Balance | Encumbrances | Fund Balance | Code | |
| Balance | Receipts | | | | | | | | |
| 300 912B | LITTLE THEATRE - JUNIOR HIGH | 0.00 | 0.00 | 0.00 | 0.00 | 0.00 | 0.00 | 0.00 | |
| 300 913B | JH AT CLASS | 0.00 | 0.00 | 0.00 | 0.00 | 0.00 | 0.00 | 0.00 | |
| 300 914B | HIGH SCHOOL CHEERLEADING COMPETITIONS | 6,800.85 | 0.00 | 38,978.73 | 678.66 | 32,275.61 | 13,503.97 | 550.00 | 12,953.97 |
| 300 915B | HIGH SCHOOL HOCKEY | 6,794.82 | 118.86 | 49,603.44 | 3,345.74 | 47,798.92 | 8,599.34 | 1,450.00 | 7,149.34 |
| 300 916B | SPECIAL OLYMPICS | 3,986.74 | 0.00 | 285.00 | 572.00 | 945.77 | 3,325.97 | 0.00 | 3,325.97 |
| 300 917B | TURF MAINTENANCE FUND | 68,302.00 | 0.00 | 19,800.00 | 0.00 | 0.00 | 88,102.00 | 0.00 | 88,102.00 |
| 300 918B | JR HIGH CHEERLEADING COMPETITION | 1,629.44 | 0.00 | 13,579.80 | 0.00 | 8,122.50 | 7,086.74 | 987.00 | 6,099.74 |
| 300 919B | FIVE POINTS ELEM. STUDENT COUNCIL | 4,766.63 | 881.50 | 1,243.60 | 0.00 | 820.91 | 5,189.32 | 0.00 | 5,189.32 |
| 300 920B | DENNIS ELEMENTARY-STUDENT COUNCIL | 227.69 | 100.00 | 3,305.94 | 0.00 | 3,400.00 | 133.63 | 100.00 | 33.63 |
| 300 921B | TRACK MAINTENANCE FUND | 0.00 | 0.00 | 6,986.71 | 0.00 | 0.00 | 6,986.71 | 0.00 | 6,986.71 |
| 300 9511 | CAMP HS BASEBALL | 6,443.00 | 0.00 | 0.00 | 0.00 | 6,443.00 | 0.00 | 0.00 | 0.00 |
| 300 9512 | CAMP HS BOYS BASKETBALL | 16,793.17 | 0.00 | 3,884.50 | 275.00- | 20,677.67 | 0.00 | 0.00 | 0.00 |
| 300 9516 | CAMP HS FOOTBALL | 9,685.00 | 0.00 | 10,885.00 | 0.00 | 20,570.00 | 0.00 | 0.00 | 0.00 |
| 300 9517 | Boro Extra 2% Basketball Club | 2,410.25 | 0.00 | 1,820.00 | 0.00 | 2,180.00 | 2,050.25 | 0.00 | 2,050.25 |
| 300 9523 | JH CROSS COUNTRY CAMP | 0.00 | 0.00 | 5,050.00 | 0.00 | 5,050.00 | 0.00 | 0.00 | 0.00 |
| 300 9532 | CAMP HS GIRLS BASKETBALL | 5,702.00 | 0.00 | 1,115.00 | 0.00 | 6,817.00 | 0.00 | 0.00 | 0.00 |

| Fund # | Fund Description | FYTD | MTD | FYTD | Current | Current | Unencumbered | Bank |
|----------|---------------------------------|-----------|--------------|--------------|--------------|--------------|--------------|-----------|
| Begin | Balance | Receipts | Expenditures | Expenditures | Fund Balance | Encumbrances | Fund Balance | Code |
| 300 9535 | CAMP HS VOLLEYBALL | | | | | | | |
| | 2,450.00 | 0.00 | 1,370.00 | 0.00 | 3,820.00 | 0.00 | 0.00 | 0.00 |
| 300 955B | ***DO NOT USE*** | | | | | | | |
| | 0.00 | 0.00 | 0.00 | 0.00 | 0.00 | 0.00 | 0.00 | 0.00 |
| 300 957B | ***DO NOT USE*** | | | | | | | |
| | 0.00 | 0.00 | 0.00 | 0.00 | 0.00 | 0.00 | 0.00 | 0.00 |
| 401 9216 | Minds in Motion FY16 | | | | | | | |
| | 43,289.89 | 0.00 | 0.00 | 0.00 | 43,289.89 | 0.00 | 0.00 | 0.00 |
| 401 9217 | FY17 Minds In Motion | | | | | | | |
| | 0.00 | 0.00 | 129,124.89 | 13,556.65 | 39,074.49 | 90,050.40 | 32,501.37 | 57,549.03 |
| 451 9216 | Network Connectivity Grant FY16 | | | | | | | |
| | 0.00 | 0.00 | 0.00 | 0.00 | 0.00 | 0.00 | 0.00 | 0.00 |
| 451 9217 | Network Connectivity Grant FY17 | | | | | | | |
| | 0.00 | 5,400.00 | 10,800.00 | 0.00 | 1,116.52 | 9,683.48 | 0.00 | 9,683.48 |
| 461 9016 | HSTW - SI From Great Oaks FY16 | | | | | | | |
| | 1,512.30 | 0.00 | 0.00 | 0.00 | 1,393.00 | 119.30 | 0.00 | 119.30 |
| 461 9216 | HSTW FY16 | | | | | | | |
| | 0.00 | 0.00 | 0.00 | 0.00 | 0.00 | 0.00 | 0.00 | 0.00 |
| 461 9217 | HSTW FY17 | | | | | | | |
| | 0.00 | 0.00 | 2,882.95 | 208.62 | 3,091.57 | 208.62- | 1,061.19 | 1,269.81- |
| 516 9216 | IDEA Part B FY16 | | | | | | | |
| | 61,731.70 | 0.00 | 86,149.14 | 0.00 | 147,880.84 | 0.00 | 0.00 | 0.00 |
| 516 9217 | IDEA PART B FY17 | | | | | | | |
| | 0.00 | 80,074.55 | 533,439.10 | 81,022.58 | 537,171.05 | 3,731.95- | 1,521.54 | 5,253.49- |
| 572 9216 | Title I FY16 | | | | | | | |
| | 8,639.82 | 0.00 | 50.75- | 0.00 | 8,589.07 | 0.00 | 0.00 | 0.00 |
| 572 9217 | TITLE I FY17 | | | | | | | |
| | 0.00 | 11,437.06 | 77,628.60 | 10,970.96 | 78,444.33 | 815.73- | 4,282.80 | 5,098.53- |
| 587 9216 | Pre-School Special Ed FY16 | | | | | | | |
| | 1,600.00 | 0.00 | 1,600.00 | 0.00 | 3,200.00 | 0.00 | 0.00 | 0.00 |
| 587 9217 | PRESCHOOL SPECIAL ED FY17 | | | | | | | |
| | 0.00 | 0.00 | 20,910.71 | 0.00 | 23,174.75 | 2,264.04- | 0.00 | 2,264.04- |

| Fund # | Fund Description | | FYTD | MTD | FYTD | Current | Current | Unencumbered | Bank |
|---------------|---------------------|---------------|---------------|--------------|---------------|---------------|--------------|---------------|------|
| | Begin Balance | MTD Receipts | Receipts | Expenditures | Expenditures | Fund Balance | Encumbrances | Fund Balance | Code |
| 590 9216 | Title II-A ITC FY16 | | | | | | | | |
| | 500.00 | 0.00 | 500.00- | 0.00 | 0.00 | 0.00 | 0.00 | 0.00 | |
| 590 9217 | TITLE IIA ITQ FY17 | | | | | | | | |
| | 0.00 | 1,043.12 | 28,413.95 | 1,243.12 | 28,613.95 | 200.00- | 11,075.70 | 11,275.70- | |
| GRAND TOTALS: | | | | | | | | | |
| | 15,123,399.56 | 10,649,981.58 | 48,626,971.45 | 4,420,746.35 | 45,807,742.60 | 17,942,628.41 | 2,308,543.84 | 15,634,084.57 | |