

SPRINGBORO COMMUNITY CITY SCHOOLS
RECONCILIATION FOR MONTH ENDING
NOVEMBER 30, 2016



Depository Balances:

5/3 Operating Checking Acct #99903794	\$10,388,070.82	
People's Bank - Grange Scholarship	\$25,595.94	
Total Depository Balances		\$10,413,666.76

Adjustments to Bank Balance:

Outstanding Checks: Accounting	-\$518,916.55	
Payroll	-\$105,577.04	
Outstanding Vcards: Accounting	\$26,675.83	
Adjustments/Notes	-\$0.03	
1) Bank Error on Easterling Check	\$ (0.03)	
2)	\$ -	
Total Adjustments to Bank Balance		-\$597,817.79

Investments:

CD - Harold E Mills 5/3 Bank	\$41,187.17	
Star Ohio	\$33,252.47	
5/3 Securities	\$5,232,357.66	
Total Investments		\$5,306,797.30

Total Bank Balances

\$15,122,646.27

Total Fund Balance

\$15,122,646.27

\$0.00

OASBO Reservation Accounts:

Series 2004 Acct #72R061424 Held at US Bank		\$318,579.89
Series 2002 Acct #72R051292 Held at US Bank		\$10,487.13

Athletic Checking Account:

Acct #7703135181 5/3 Bank Balance	\$8,925.12	
Outstanding Checks	-\$370.00	
Book Balance		\$8,555.12

Arbiter Account:

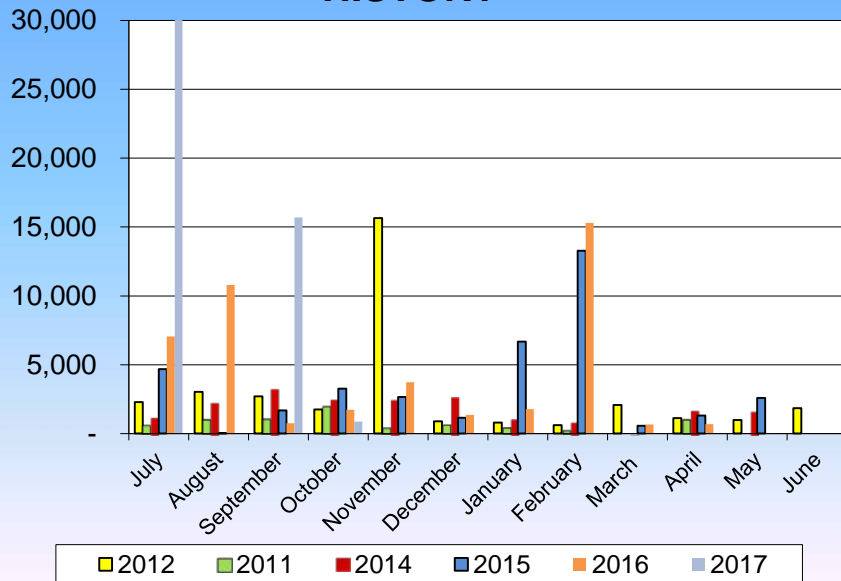
Acct #1095061300 Arbiter Balance	\$11,868.60	
Outstanding Payments	-\$332.50	
Book Balance		\$11,536.10

Terrah Floyd, Treasurer/CFO

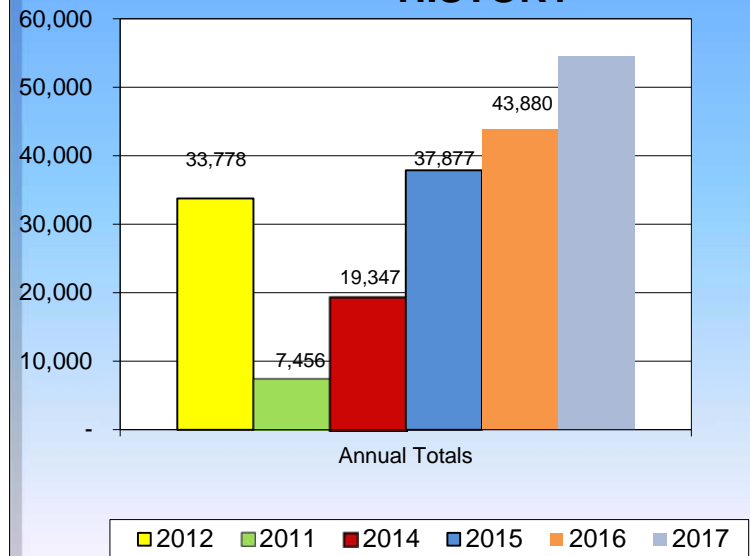
SPRINGBORO COMMUNITY CITY SCHOOLS
INVESTMENT INCOME HISTORY

	Current Month												
	July	August	September	October	November	December	January	February	March	April	May	June	ANNUAL
2012	2,283	3,042	2,698	1,752	15,651	898	791	625	2,079	1,126	986	1,847	33,778
2013	621	1025	1055	1947	447	653	457	229	0	1022	0	0	7,456
2014	1221	2279	3249	2495	2490	2687	1129	883	-448	1712	1650	0	19,347
2015	4669	31	1679	3267	2659	1159	6674	13,265	574	1318	2582	0	37,877
2016	7045	10,791	759	1736	3735	1359	1785	15,304	654	685	27	0	43,880
2017	37,964	15	15,685	869	18	-	-	-	-	-	-	-	54,551

INVESTMENT INCOME MONTHLY HISTORY



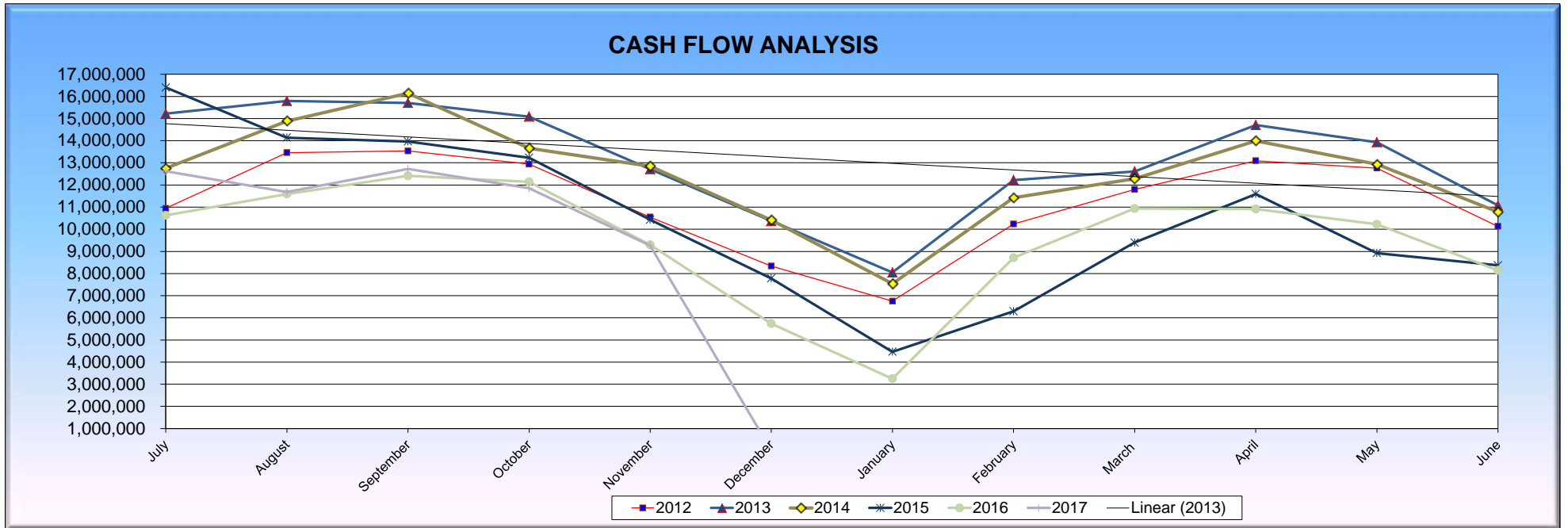
INVESTMENT INCOME ANNUAL HISTORY



SPRINGBORO COMMUNITY CITY SCHOOLS
CASH FLOW HISTORY
 (Amounts Represent General Fund Month Ending Balances)

Current Month

FY	July	August	September	October	November	December	January	February	March	April	May	June
2012	10,943,740	13,460,001	13,533,343	12,939,781	10,548,887	8,338,630	6,754,746	10,234,435	11,799,012	13,093,742	12,762,433	10,127,709
2013	15,219,086	15,793,376	15,706,069	15,088,260	12,712,944	10,370,909	8,047,609	12,223,488	12,614,582	14,701,106	13,930,078	11,070,591
2014	12,754,762	14,885,287	16,147,877	13,663,073	12,844,156	10,417,017	7,543,879	11,426,299	12,288,002	13,994,917	12,934,439	10,782,854
2015	16,398,089	14,138,107	13,965,306	13,233,279	10,429,438	7,777,413	4,466,180	6,292,608	9,395,939	11,591,212	8,923,751	8,368,436
2016	10,623,482	11,592,457	12,413,277	12,141,221	9,292,765	5,739,217	3,250,888	8,715,284	10,935,208	10,909,222	10,225,527	8,145,977
2017	12,620,561	11,682,692	12,720,266	11,857,777	9,266,179	-	-	-	-	-	-	-



-- Options Summary --

Summary or Detail Report? (S,D) D
Output file: FINSUMM.TXT
Type: CSV
Print options page? (Y,N) Y
Generate FINDET report for comparison? (Y,N) Y
Sort options: FS
Include future encumbrance amounts? (Y,N) N
Include accounts with zero amounts? (Y,N) Y
Include accounts which are no longer active? (Y,N,I) Y

BAT_FINSUM executed by SCBO_CF on node SWOCA0:: at 1-DEC-2016 14:44:17.59

Fund #	Fund Description	FYTD	MTD	FYTD	Current	Current	Unencumbered	Bank	
Begin	Balance	Receipts	Expenditures	Expenditures	Fund Balance	Encumbrances	Fund Balance	Code	
007 9093	GRANGE SCHOLARSHIP FUND	24,589.54	0.00	6.40	0.00	24,595.94	0.00	24,595.94	
007 9098	HAROLD E. MILLS SCHOLARSHIP FUND	40,217.01	0.00	31.55	0.00	40,248.56	0.00	40,248.56	
007 9214	WADE SCHOLARSHIP	2,400.00	0.00	0.00	0.00	2,400.00	0.00	2,400.00	
018 904A	HIGH SCHOOL PUBLIC SCHOOL SUPPORT FUND	36,959.35	11,367.60	27,775.32	440.30	7,789.31	56,945.36	448.24	56,497.12
018 905A	JR HIGH PUBLIC SCHOOL SUPPORT FUND	23,346.97	8,919.25	8,952.73	892.00	1,747.18	30,552.52	494.42	30,058.10
018 906A	SPRINGBORO INTERMEDIATE PUBLIC SCHOOL SUPPORT	11,701.17	10,012.79	11,615.79	5,161.95	7,948.40	15,368.56	542.15	14,826.41
018 907A	CLEARCREEK ELEMENTARY PUBLIC SCHOOL SUPPORT	27,389.06	7,926.69	12,184.92	1,716.61	13,582.90	25,991.08	1,895.20	24,095.88
018 915A	DENNIS ELEM EAST - PUBLIC SCHOOL SUPPORT FUND	38,765.83	7,154.88	33,437.73	5,129.18	37,289.83	34,913.73	2,739.17	32,174.56
018 918A	FIVE POINTS WEST - PUBLIC SCHOOL SUPPORT FUND	51,014.03	22,003.69	59,827.41	27,244.19	32,037.20	78,804.24	6,512.88	72,291.36
018 960A	Superintendent/District Support	78.95	0.00	5,440.84	0.00	5,000.00	519.79	300.00	219.79
018 970A	SUPP SERV/TRANS PUBLIC SCHOOL SUPPORT FUND	4,825.89	77.16	318.24	0.00	0.00	5,144.13	0.00	5,144.13
018 980A	CURRICULUM - PUBLIC SCHOOL SUPPORT FUND	5,617.38	0.00	0.00	351.25	6,448.00	830.62-	0.00	830.62-
019 9215	GOVS Grant FY15	0.41	0.00	0.00	0.00	0.00	0.41	0.00	0.41
019 921J	JENNINGS GRANTS-TO-EDUCATORS FY12	4.25	0.00	0.00	0.00	0.00	4.25	0.00	4.25
019 921S	RECOVERY SERVICES-STEPS TO SUCCESS FY11	0.00	0.00	0.00	0.00	0.00	0.00	0.00	0.00
019 922S	FY12 MENTAL RECOVERY - RE-DO PROGRAM	338.18	0.00	0.00	0.00	0.00	338.18	0.00	338.18

Fund #	Fund Description	FYTD	MTD	FYTD	Current	Current	Unencumbered	Bank	
Begin	Balance	Receipts	Expenditures	Expenditures	Fund Balance	Encumbrances	Fund Balance	Code	
019 923K	FY13 KINDER MORGAN GRANT	0.19	0.00	0.00	0.00	0.19	0.00	0.19	
019 923M	FY13 - MEN OF STRENGTH VIOLENCE PREV. GRANT	2,373.00	0.00	0.00	0.00	2,373.00	0.00	2,373.00	
019 924K	FY14 KINDER MORGAN GRANT	190.19	0.00	0.00	0.00	190.19	0.00	190.19	
020 0000	MVH LEASE PAYMENTS/SPECIAL ENTERPRISE FUND	0.00	733,919.40	733,919.40	705,407.85	705,407.85	28,511.55	0.00	28,511.55
022 907B	ATHLETIC TOURNAMENT	0.00	0.00	0.00	0.00	0.00	0.00	0.00	
024 9202	FLEXIBLE SPENDING	9,091.77	0.00	0.00	0.00	9,091.77	0.00	9,091.77	
200 901A	HIGH SCHOOL PRIDE COMMITTEE	1,113.74	0.00	0.00	0.00	1,113.74	0.00	1,113.74	
200 902A	ROBOTICS CLUB - DISTRICT WIDE	15,440.70	1,254.85	3,914.85	1,014.42	11,337.53	8,018.02	4,612.96	3,405.06
200 903A	STAND CLUB	403.44	0.00	0.00	0.00	403.44	0.00	403.44	
200 904A	Radio Broadcasting Club	0.00	0.00	0.00	0.00	0.00	0.00	0.00	
200 908A	JROTC	3,097.68	0.00	18,497.30	16,958.47	16,958.47	4,636.51	0.00	4,636.51
200 909A	HIGH SCHOOL GERMAN CLUB	108.38	0.00	0.00	0.00	108.38	0.00	108.38	
200 911A	SI - STUDENT COUNCIL	691.28	0.00	0.00	0.00	691.28	0.00	691.28	
200 912A	HS ART CLUB	5.29	0.00	0.00	0.00	5.29	0.00	5.29	
200 913A	HIGH SCHOOL DRAMA CLUB	5,240.26	1,171.00	1,171.00	263.25	1,105.98	5,305.28	0.00	5,305.28
200 914A	JCOWA (FORMERLY GLOBAL CONNECTIONS)	83.14	0.00	0.00	0.00	83.14	0.00	83.14	

Fund #	Fund Description	FYTD Receipts	MTD Expenditures	FYTD Expenditures	Current Fund Balance	Current Encumbrances	Unencumbered Fund Balance	Bank Code
200 915A	S.A.D.D.	4,962.61	102.50	498.39	5,094.22	274.86	4,819.36	
200 916A	HIGH SCHOOL FRENCH CLUB	2,993.37	0.00	0.00	3,318.37	1,200.00	2,118.37	
200 917A	HIGH SCHOOL STUDENT COUNCIL	14,067.93	2,072.83	12,804.39	23,471.50	0.00	23,471.50	
200 918A	JR HIGH STUDENT COUNCIL	4,988.30	0.00	0.00	4,988.30	200.00	4,788.30	
200 919A	S-CAPADES	24,167.77	0.00	11,548.69	13,894.08	0.00	13,894.08	
200 920A	JR HIGH YEARBOOK	8,364.13	0.00	0.00	8,364.13	0.00	8,364.13	
200 921A	DENNIS DH CLASS (EAST & WEST)	250.86	2,354.00	0.00	2,604.86	800.00	1,804.86	
200 922A	HS DH CLASS	497.69	0.00	0.00	497.69	0.00	497.69	
200 925A	HIGH SCHOOL NEWSPAPER	1.11	0.00	0.00	1.11	0.00	1.11	
200 926A	JR HIGH NEWSPAPER	323.42	0.00	0.00	323.42	0.00	323.42	
200 927A	NATIONAL HONOR SOCIETY	493.40	122.26	0.00	1,211.65	188.00	1,023.65	
200 928A	S.A.D.D. - JUNIOR HIGH	352.99	0.00	0.00	352.99	0.00	352.99	
200 929A	THE MUSE MACHINE	1,668.27	5,682.00	8,789.50	6,753.77	1,983.00	4,770.77	
200 931A	JH DH CLASS	1,640.78	0.00	417.48	1,483.55	382.52	1,101.03	
200 950A	HS TECH PREP	415.39	0.00	595.00	275.39	0.00	275.39	
200 954A	JR STATESMEN OF AMERICA	40.00	0.00	0.00	40.00	0.00	40.00	

Fund #	Fund Description	FYTD	MTD	FYTD	Current	Current	Unencumbered	Bank	
Begin	Balance	MTD	Receipts	Expenditures	Expenditures	Fund	Balance	Code	
		Receipts				Balance	Encumbrances		
200 956A	JR HIGH NATIONAL HONOR SOCIETY	361.35	510.00	510.00	0.00	0.00	871.35	361.35	510.00
200 960A	HIGH SCHOOL PANTHER EXPRESS	42,341.70	0.00	0.00	0.00	0.00	42,341.70	0.00	42,341.70
200 965A	HS SCIENCE & ENGINEERING CLUB	413.54	0.00	0.00	0.00	0.00	413.54	300.00	113.54
200 966A	CLASS OF 2014	0.00	0.00	0.00	0.00	0.00	0.00	0.00	0.00
200 967A	CLASS OF 2015	0.00	0.00	0.00	0.00	0.00	0.00	0.00	0.00
200 968A	CLASS OF 2016	0.00	0.00	0.00	0.00	0.00	0.00	0.00	0.00
200 969A	CLASS OF 2017	2,232.07	0.00	6,972.00	0.00	5,737.50	3,466.57	252.50	3,214.07
200 970A	CLASS OF 2018	0.00	0.00	5,422.00	127.50	3,785.00	1,637.00	0.00	1,637.00
300 9011	SWIMMING FUNDRAISER ACCT.	685.76	1,453.85	1,453.85	0.00	0.00	2,139.61	0.00	2,139.61
300 9017	HS GIRLS TRACK - FUNDRAISER	261.81	0.00	0.00	0.00	0.00	261.81	0.00	261.81
300 9018	JH GIRLS TRACK - FUNDRAISER	3,337.19	0.00	0.00	0.00	0.00	3,337.19	0.00	3,337.19
300 901B	ATHLETICS	127,870.84	80,659.51	640,170.54	57,075.44	446,927.37	321,114.01	20,841.20	300,272.81
300 901C	HS BOYS BASKETBALL FUNDRAISER ACCT.	10,192.24	1,666.00	21,619.33	669.19	18,236.07	13,575.50	9,491.95	4,083.55
300 901D	JH BOYS BASKETBALL FUNDRAISER ACCT.	170.34	988.00	988.00	170.34	170.34	988.00	0.00	988.00
300 901E	BOYS SOCCER FUNDRAISER ACCT.	8,628.79	40.00	7,716.73	198.56	13,840.07	2,505.45	0.00	2,505.45
300 901F	SOFTBALL FUNDRAISER ACCT.	3,200.99	240.00	3,554.76	0.00	0.00	6,755.75	0.00	6,755.75

Fund #	Fund Description	FYTD	MTD	FYTD	Current	Current	Unencumbered	Bank
Begin	Balance	Receipts	Expenditures	Expenditures	Fund Balance	Encumbrances	Fund Balance	Code
300 957B	***DO NOT USE***	0.00	0.00	0.00	0.00	0.00	0.00	
401 9216	Minds in Motion FY16	43,289.89	0.00	1,119.55	41,499.64	1,790.25	1,536.99	253.26
401 9217	FY17 Minds In Motion	0.00	26,940.94	4,915.13	7,707.22	46,174.66	4,701.22	41,473.44
451 9216	Network Connectivity Grant FY16	0.00	0.00	0.00	0.00	0.00	0.00	0.00
451 9217	Network Connectivity Grant FY17	0.00	0.00	5,400.00	1,116.52	4,283.48	0.00	4,283.48
461 9016	HSTW - SI From Great Oaks FY16	1,512.30	0.00	1,393.00	1,393.00	119.30	119.30	0.00
461 9216	HSTW FY16	0.00	0.00	0.00	0.00	0.00	0.00	0.00
461 9217	HSTW FY17	0.00	0.00	880.02	1,995.18	1,995.18-	1,977.36	3,972.54-
516 9216	IDEA Part B FY16	61,731.70	0.00	86,149.14	0.00	147,880.84	0.00	0.00
516 9217	IDEA PART B FY17	0.00	0.00	71,842.45	236,577.66	236,577.66-	14,077.00	250,654.66-
572 9216	Title I FY16	8,639.82	0.00	389.57	0.00	8,589.07	440.32	0.00
572 9217	TITLE I FY17	0.00	0.00	10,412.68	35,909.20	35,909.20-	1,271.69	37,180.89-
587 9216	Pre-School Special Ed FY16	1,600.00	0.00	1,600.00	0.00	3,200.00	0.00	0.00
587 9217	PRESCHOOL SPECIAL ED FY17	0.00	0.00	0.00	2,230.00	2,230.00-	0.00	2,230.00-
590 9216	Title II-A ITC FY16	500.00	0.00	0.00	0.00	500.00	0.00	500.00
590 9217	TITLE IIA ITQ FY17	0.00	0.00	0.00	1,590.10	1,590.10-	12,988.46	14,578.56-

Fund #	Fund Description	FYTD	MTD	FYTD	Current	Current	Unencumbered	Bank
Begin Balance	MTD Receipts	Receipts	Expenditures	Expenditures	Fund Balance	Encumbrances	Fund Balance	Code
GRAND TOTALS:								
15,123,399.56	2,519,112.65	28,510,266.01	9,194,182.73	28,511,019.30	15,122,646.27	3,385,836.41	11,736,809.86	