

# SPRINGBORO COMMUNITY CITY SCHOOLS

## RECONCILIATION FOR MONTH ENDING

OCTOBER 31, 2016



### Depository Balances:

5/3 Operating Checking Acct #99903794	\$17,076,601.37	
People's Bank - Grange Scholarship	\$25,595.94	
Total Depository Balances		\$17,102,197.31

### Adjustments to Bank Balance:

Outstanding Checks: Accounting	-\$620,935.45	
Payroll	-\$93,044.75	
Outstanding Vcards: Accounting	\$102,720.37	
Adjustments/Notes	\$0.00	
1)	\$ -	
2)	\$ -	
Total Adjustments to Bank Balance		-\$611,259.83

### Investments:

CD - Harold E Mills 5/3 Bank	\$41,187.17	
Star Ohio	\$33,234.04	
5/3 Securities	\$5,232,357.66	
Total Investments		\$5,306,778.87

### **Total Bank Balances**

**\$21,797,716.35**

### **Total Fund Balance**

**\$21,797,716.35**

**\$0.00**

### OASBO Reservation Accounts:

Series 2004 Acct #72R061424 Held at US Bank	\$318,579.89
Series 2002 Acct #72R051292 Held at US Bank	\$10,487.13

### Athletic Checking Account:

Acct #7703135181 5/3 Bank Balance	\$9,422.12	
Outstanding Checks	-\$517.00	
Book Balance		\$8,905.12

### Arbiter Account:

Acct #1095061300 Arbiter Balance	\$13,185.40	
Outstanding Payments	\$0.00	
Book Balance		\$13,185.40

---

Terrah Floyd, Treasurer/CFO

**SPRINGBORO COMMUNITY CITY SCHOOLS**

**RECONCILIATION FOR MONTH ENDING**

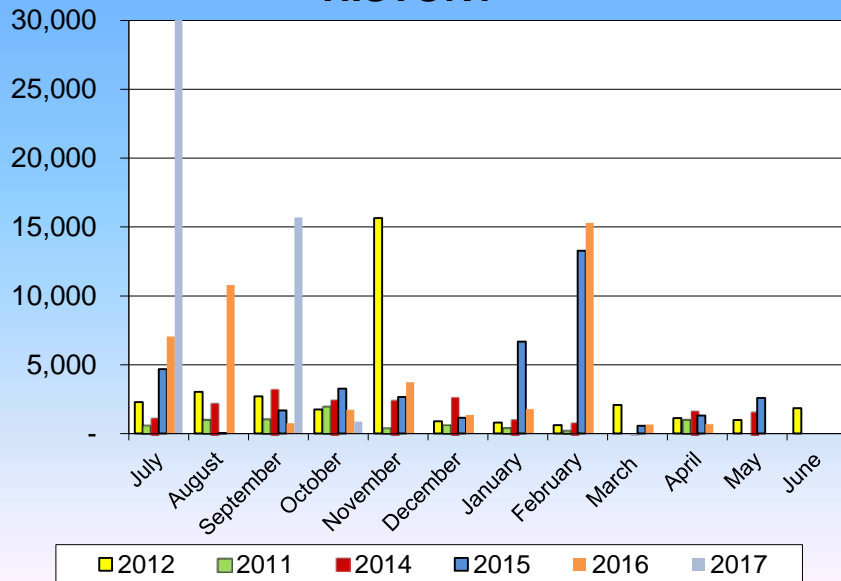
**OCTOBER 31, 2016**

---

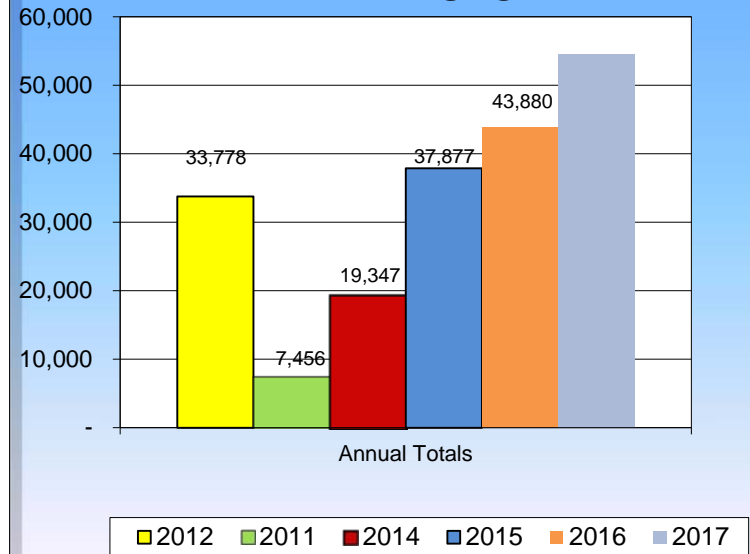
*SPRINGBORO COMMUNITY CITY SCHOOLS*  
*INVESTMENT INCOME HISTORY*

	Current Month												
	July	August	September	October	November	December	January	February	March	April	May	June	ANNUAL
2012	2,283	3,042	2,698	1,752	15,651	898	791	625	2,079	1,126	986	1,847	33,778
2013	621	1025	1055	1947	447	653	457	229	0	1022	0	0	7,456
2014	1221	2279	3249	2495	2490	2687	1129	883	-448	1712	1650	0	19,347
2015	4669	31	1679	3267	2659	1159	6674	13,265	574	1318	2582	0	37,877
2016	7045	10,791	759	1736	3735	1359	1785	15,304	654	685	27	0	43,880
2017	37,964	15	15,685	869	-	-	-	-	-	-	-	-	54,533

**INVESTMENT INCOME MONTHLY HISTORY**



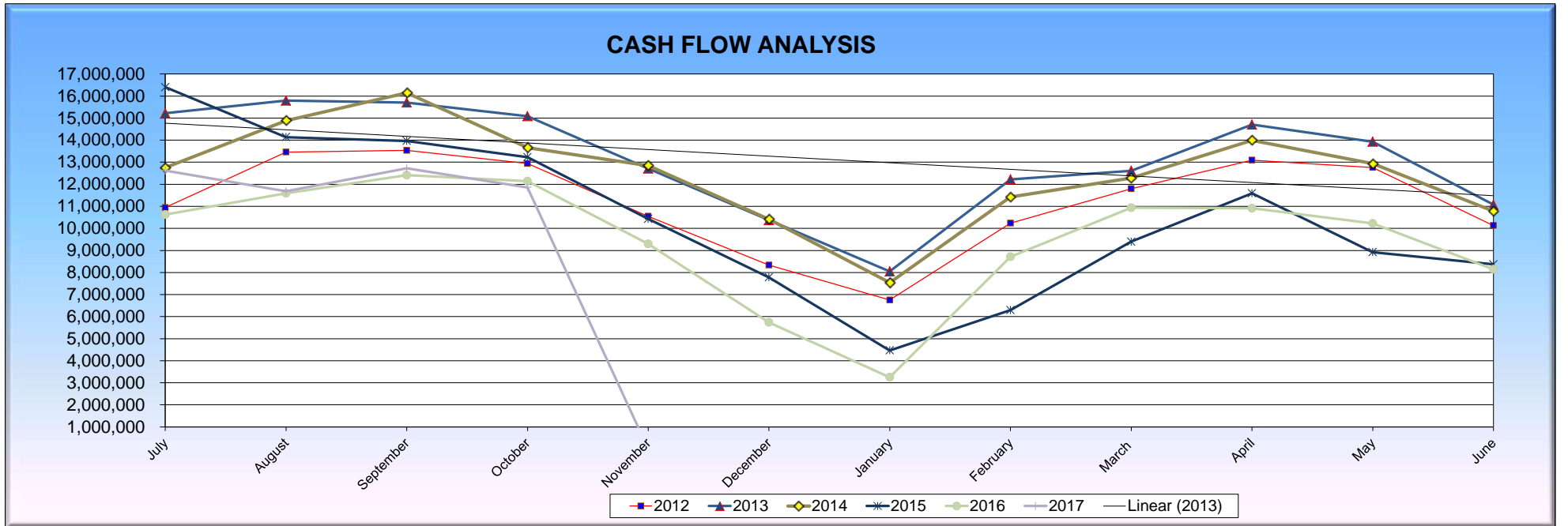
**INVESTMENT INCOME ANNUAL HISTORY**



*SPRINGBORO COMMUNITY CITY SCHOOLS*  
**CASH FLOW HISTORY**  
 (Amounts Represent General Fund Month Ending Balances)

Current Month

FY	July	August	September	October	November	December	January	February	March	April	May	June
2012	10,943,740	13,460,001	13,533,343	12,939,781	10,548,887	8,338,630	6,754,746	10,234,435	11,799,012	13,093,742	12,762,433	10,127,709
2013	15,219,086	15,793,376	15,706,069	15,088,260	12,712,944	10,370,909	8,047,609	12,223,488	12,614,582	14,701,106	13,930,078	11,070,591
2014	12,754,762	14,885,287	16,147,877	13,663,073	12,844,156	10,417,017	7,543,879	11,426,299	12,288,002	13,994,917	12,934,439	10,782,854
2015	16,398,089	14,138,107	13,965,306	13,233,279	10,429,438	7,777,413	4,466,180	6,292,608	9,395,939	11,591,212	8,923,751	8,368,436
2016	10,623,482	11,592,457	12,413,277	12,141,221	9,292,765	5,739,217	3,250,888	8,715,284	10,935,208	10,909,222	10,225,527	8,145,977
2017	12,620,561	11,682,692	12,720,266	11,857,777	-	-	-	-	-	-	-	-



-- Options Summary --

Summary or Detail Report? (S,D) D  
Output file: FINSUMM.TXT  
Type: CSV  
Print options page? (Y,N) Y  
Generate FINDET report for comparison? (Y,N) Y  
Sort options: FS  
Include future encumbrance amounts? (Y,N) N  
Include accounts with zero amounts? (Y,N) Y  
Include accounts which are no longer active? (Y,N,I) Y

BAT\_FINSUM executed by SCBO\_CF on node SWOCA0:: at 2-NOV-2016 09:11:28.14

Fund #	Fund Description	FYTD	MTD	FYTD	Current	Current	Unencumbered	Bank
Begin	Balance	MTD	Receipts	Expenditures	Expenditures	Fund	Balance	Code
		Receipts				Balance	Encumbrances	
001	0000 GENERAL							
	7,132,767.08	3,264,417.53	21,272,703.47	4,126,906.12	17,560,900.35	10,844,570.20	3,694,377.57	7,150,192.63
001	9412 BUDGET RESERVE							
	1,013,208.92	0.00	0.00	0.00	0.00	1,013,208.92	0.00	1,013,208.92
002	0000 BOND RETIREMENT							
	4,708,758.51	380,005.51	3,183,936.94	0.00	31,981.61	7,860,713.84	4,085,582.30	3,775,131.54
002	9204 MASTER FACILITY PLAN-BOND RETIREMENT							
	268,835.69	0.00	0.00	0.00	0.00	268,835.69	0.00	268,835.69
003	0000 PERMANENT IMPROVEMENT							
	0.00	0.00	0.00	0.00	0.00	0.00	0.00	0.00
003	9201 PERMANENT IMPROVEMENT							
	0.00	0.00	0.00	0.00	0.00	0.00	0.00	0.00
004	9204 MASTER FACILITY PLAN - BUILDING FUND							
	0.00	0.00	0.00	0.00	0.00	0.00	0.00	0.00
004	9207 BUILDING FUND - MVH PROJECT							
	0.00	0.00	0.00	0.00	0.00	0.00	0.00	0.00
004	9208 BLDNG FUND-HIGH SCHOOL BOYS LOCKER ROOM							
	0.00	0.00	0.00	0.00	0.00	0.00	0.00	0.00
004	9213 BUILDING FUND - SCHOOL BUSES							
	0.00	0.00	0.00	0.00	0.00	0.00	0.00	0.00
004	9215 Energy Conservation Project							
	0.00	0.00	0.00	0.00	0.00	0.00	0.00	0.00
004	9218 MIRACLE FIELD PROJECT							
	28,220.00	0.00	0.00	0.00	0.00	28,220.00	0.00	28,220.00
006	0000 FOOD SERVICE FUND							
	961,768.00	157,493.02	460,626.28	132,723.18	576,949.68	845,444.60	250,478.77	594,965.83
007	9001 PEPSI SCHOLARSHIP							
	2,000.00	0.00	0.00	0.00	0.00	2,000.00	0.00	2,000.00
007	9002 SHS MEMORIAL TRUST FUND							
	2,699.06	0.00	0.00	0.00	0.00	2,699.06	0.00	2,699.06
007	9093 GRANGE SCHOLARSHIP FUND							
	24,589.54	0.00	6.40	0.00	0.00	24,595.94	0.00	24,595.94

Fund #	Fund Description	FYTD	MTD	FYTD	Current	Current	Unencumbered	Bank	
Begin	Balance	MTD Receipts	Receipts	Expenditures	Expenditures	Fund Balance	Encumbrances	Fund Balance	Code
007 9098	HAROLD E. MILLS SCHOLARSHIP FUND	40,217.01	8.98	31.55	0.00	0.00	40,248.56	0.00	40,248.56
007 9214	WADE SCHOLARSHIP	2,400.00	0.00	0.00	0.00	0.00	2,400.00	0.00	2,400.00
018 904A	HIGH SCHOOL PUBLIC SCHOOL SUPPORT FUND	36,959.35	90.67	16,407.72	3,797.00	7,349.01	46,018.06	983.44	45,034.62
018 905A	JR HIGH PUBLIC SCHOOL SUPPORT FUND	23,346.97	5.33	33.48	347.88	855.18	22,525.27	430.00	22,095.27
018 906A	SPRINGBORO INTERMEDIATE PUBLIC SCHOOL SUPPORT	11,701.17	715.00	1,603.00	1,414.09	2,786.45	10,517.72	237.04	10,280.68
018 907A	CLEARCREEK ELEMENTARY PUBLIC SCHOOL SUPPORT	27,389.06	3,689.99	4,258.23	4,845.21	11,866.29	19,781.00	2,012.85	17,768.15
018 915A	DENNIS ELEM EAST - PUBLIC SCHOOL SUPPORT FUND	38,765.83	12,516.71	26,282.85	25,894.03	32,160.65	32,888.03	1,899.50	30,988.53
018 918A	FIVE POINTS WEST - PUBLIC SCHOOL SUPPORT FUND	51,014.03	14,359.97	37,823.72	2,676.75	4,793.01	84,044.74	30,177.60	53,867.14
018 960A	Superintendent/District Support	78.95	500.00	5,440.84	5,000.00	5,000.00	519.79	0.00	519.79
018 970A	SUPP SERV/TRANS PUBLIC SCHOOL SUPPORT FUND	4,825.89	72.09	241.08	0.00	0.00	5,066.97	0.00	5,066.97
018 980A	CURRICULUM - PUBLIC SCHOOL SUPPORT FUND	5,617.38	0.00	0.00	185.65	6,096.75	479.37-	0.00	479.37-
019 9215	GOVS Grant FY15	0.41	0.00	0.00	0.00	0.00	0.41	0.00	0.41
019 921J	JENNINGS GRANTS-TO-EDUCATORS FY12	4.25	0.00	0.00	0.00	0.00	4.25	0.00	4.25
019 921S	RECOVERY SERVICES-STEPS TO SUCCESS FY11	0.00	0.00	0.00	0.00	0.00	0.00	0.00	0.00
019 922S	FY12 MENTAL RECOVERY - RE-DO PROGRAM	338.18	0.00	0.00	0.00	0.00	338.18	0.00	338.18
019 923K	FY13 KINDER MORGAN GRANT	0.19	0.00	0.00	0.00	0.00	0.19	0.00	0.19

Fund #	Fund Description	FYTD	MTD	FYTD	Current	Current	Unencumbered	Bank
Begin	Balance	Receipts	Expenditures	Expenditures	Fund Balance	Encumbrances	Fund Balance	Code
		MTD Receipts						
019 923M	FY13 - MEN OF STRENGTH VIOLENCE PREV. GRANT	0.00	0.00	0.00	2,373.00	0.00	2,373.00	
		2,373.00		0.00				
019 924K	FY14 KINDER MORGAN GRANT	0.00	0.00	0.00	190.19	0.00	190.19	
		190.19		0.00				
020 0000	MVH LEASE PAYMENTS/SPECIAL ENTERPRISE FUND	0.00	0.00	0.00	0.00	705,407.85	705,407.85-	
		0.00		0.00				
022 907B	ATHLETIC TOURNAMENT	0.00	0.00	0.00	0.00	0.00	0.00	
		0.00		0.00				
024 9202	FLEXIBLE SPENDING	0.00	0.00	0.00	9,091.77	0.00	9,091.77	
		9,091.77		0.00				
200 901A	HIGH SCHOOL PRIDE COMMITTEE	0.00	0.00	0.00	1,113.74	0.00	1,113.74	
		1,113.74		0.00				
200 902A	ROBOTICS CLUB - DISTRICT WIDE	500.00	1,927.49	10,323.11	7,777.59	4,044.11	3,733.48	
		15,440.70						
200 903A	STAND CLUB	0.00	0.00	0.00	403.44	0.00	403.44	
		403.44		0.00				
200 908A	JROTC	0.00	0.00	0.00	21,594.98	0.00	21,594.98	
		3,097.68	18,497.30					
200 909A	HIGH SCHOOL GERMAN CLUB	0.00	0.00	0.00	108.38	0.00	108.38	
		108.38		0.00				
200 911A	SI - STUDENT COUNCIL	0.00	0.00	0.00	691.28	0.00	691.28	
		691.28		0.00				
200 912A	HS ART CLUB	0.00	0.00	0.00	5.29	0.00	5.29	
		5.29		0.00				
200 913A	HIGH SCHOOL DRAMA CLUB	0.00	842.73	842.73	4,397.53	0.00	4,397.53	
		5,240.26						
200 914A	JCOWA (FORMERLY GLOBAL CONNECTIONS)	0.00	0.00	0.00	83.14	0.00	83.14	
		83.14		0.00				
200 915A	S.A.D.D.	30.00	395.89	395.89	5,186.72	177.36	5,009.36	
		4,962.61						
200 916A	HIGH SCHOOL FRENCH CLUB	65.00	0.00	0.00	3,318.37	1,200.00	2,118.37	
		2,993.37						



Fund #	Fund Description	FYTD	MTD	FYTD	Current	Current	Unencumbered	Bank	
Begin	Balance	MTD Receipts	Receipts	Expenditures	Expenditures	Fund Balance	Encumbrances	Fund Balance	Code
200 917A	HIGH SCHOOL STUDENT COUNCIL	14,067.93	22,207.96	22,207.96	6,522.56	10,731.56	25,544.33	4,153.11	21,391.22
200 918A	JR HIGH STUDENT COUNCIL	4,988.30	0.00	0.00	0.00	0.00	4,988.30	0.00	4,988.30
200 919A	S-CAPADES	24,167.77	0.00	1,275.00	438.00	11,548.69	13,894.08	0.00	13,894.08
200 920A	JR HIGH YEARBOOK	8,364.13	0.00	0.00	0.00	0.00	8,364.13	0.00	8,364.13
200 921A	DENNIS DH CLASS (EAST & WEST)	250.86	0.00	0.00	0.00	0.00	250.86	0.00	250.86
200 922A	HS DH CLASS	497.69	0.00	0.00	0.00	0.00	497.69	0.00	497.69
200 925A	HIGH SCHOOL NEWSPAPER	1.11	0.00	0.00	0.00	0.00	1.11	0.00	1.11
200 926A	JR HIGH NEWSPAPER	323.42	0.00	0.00	0.00	0.00	323.42	0.00	323.42
200 927A	NATIONAL HONOR SOCIETY	493.40	595.99	595.99	0.00	0.00	1,089.39	188.00	901.39
200 928A	S.A.D.D. - JUNIOR HIGH	352.99	0.00	0.00	0.00	0.00	352.99	0.00	352.99
200 929A	THE MUSE MACHINE	1,668.27	433.00	12,180.00	2,632.50	3,107.50	10,740.77	7,615.00	3,125.77
200 931A	JH DH CLASS	1,640.78	0.00	0.00	116.14	417.48	1,223.30	382.52	840.78
200 950A	HS TECH PREP	415.39	359.00	455.00	595.00	595.00	275.39	0.00	275.39
200 954A	JR STATESMEN OF AMERICA	40.00	0.00	0.00	0.00	0.00	40.00	0.00	40.00
200 956A	JR HIGH NATIONAL HONOR SOCIETY	361.35	0.00	0.00	0.00	0.00	361.35	361.35	0.00
200 960A	HIGH SCHOOL PANTHER EXPRESS	42,341.70	0.00	0.00	0.00	0.00	42,341.70	0.00	42,341.70

Fund #	Fund Description	FYTD	MTD	FYTD	Current	Current	Unencumbered	Bank
Begin	Balance	Receipts	Expenditures	Expenditures	Fund Balance	Encumbrances	Fund Balance	Code
200 965A	HS SCIENCE & ENGINEERING CLUB	413.54	0.00	0.00	0.00	413.54	300.00	113.54
200 966A	CLASS OF 2014	0.00	0.00	0.00	0.00	0.00	0.00	0.00
200 967A	CLASS OF 2015	0.00	0.00	0.00	0.00	0.00	0.00	0.00
200 968A	CLASS OF 2016	0.00	0.00	0.00	0.00	0.00	0.00	0.00
200 969A	CLASS OF 2017	2,232.07	0.00	6,972.00	5,737.50	3,466.57	252.50	3,214.07
200 970A	CLASS OF 2018	0.00	108.00	5,422.00	3,657.50	1,764.50	0.00	1,764.50
300 9011	SWIMMING FUNDRAISER ACCT.	685.76	0.00	0.00	0.00	685.76	0.00	685.76
300 9017	HS GIRLS TRACK - FUNDRAISER	261.81	0.00	0.00	0.00	261.81	0.00	261.81
300 9018	JH GIRLS TRACK - FUNDRAISER	3,337.19	0.00	0.00	0.00	3,337.19	0.00	3,337.19
300 901B	ATHLETICS	127,870.84	50,486.78	559,511.03	144,701.13	389,851.93	23,682.31	273,847.63
300 901C	HS BOYS BASKETBALL FUNDRAISER ACCT.	10,192.24	4,309.75	19,953.33	2,488.39	17,566.88	7,212.11	5,366.58
300 901D	JH BOYS BASKETBALL FUNDRAISER ACCT.	170.34	0.00	0.00	0.00	170.34	0.00	170.34
300 901E	BOYS SOCCER FUNDRAISER ACCT.	8,628.79	0.00	7,676.73	3,852.26	13,641.51	0.00	2,664.01
300 901F	SOFTBALL FUNDRAISER ACCT.	3,200.99	515.00	3,314.76	0.00	6,515.75	0.00	6,515.75
300 901G	BASEBALL FUNDRAISER ACCT.	12,697.51	829.44	1,635.64	550.00	1,349.02	2,184.78	10,799.35
300 901H	HS FOOTBALL FUNDRAISER ACCT.	40,544.25	0.00	13,263.24	18,895.69	45,271.80	915.00	7,620.69

Fund #	Fund Description	FYTD	MTD	FYTD	Current	Current	Unencumbered	Bank
Begin	Balance	Receipts	Expenditures	Expenditures	Fund Balance	Encumbrances	Fund Balance	Code
300 901I	JH FOOTBALL FUNDRAISER	0.00	0.00	4,000.00	0.00	0.00	4,000.00	
300 901J	BOWLING FUNDRAISER ACCT.	318.78	0.00	0.00	0.00	0.00	318.78	
300 901K	BOYS GOLF FUNDRAISER ACCT.	4,663.15	0.00	3,045.09	0.00	2,169.72	5,538.52	
300 901L	GIRLS GOLF FUNDRAISER ACCT.	95.23	0.00	1,753.83	0.00	1,292.00	557.06	
300 901M	HS BOYS TRACK FUNDRAISER ACCT.	3,911.88	0.00	0.00	0.00	0.00	3,911.88	
300 901N	JH BOYS TRACK FUNDRAISER ACCT.	445.25	0.00	0.00	0.00	0.00	445.25	
300 901O	HS WRESTLING FUNDRAISER ACCT.	4,619.73	0.00	50.00	80.00	80.00	4,589.73	96.25
300 901P	JH WRESTLING FUNDRAISER ACCT.	769.50	0.00	0.00	0.00	0.00	769.50	
300 901Q	HS GIRLS BASKETBALL FUNDRAISER ACCT.	8,010.36	1,300.00	4,621.76	100.00	3,371.20	9,260.92	513.95
300 901R	JH GIRLS BASKETBALL FUNDRAISER ACCT.	0.00	0.00	0.00	0.00	0.00	0.00	0.00
300 901S	GIRLS SOCCER FUNDRAISER ACCT.	8,321.62	3,332.00	17,634.24	239.45	6,750.45	19,205.41	4,720.00
300 901T	HS VOLLEYBALL FUNDRAISER ACCT.	17,880.83	1,638.00	8,187.23	605.20	9,720.49	16,347.57	6,481.00
300 901U	JH VOLLEYBALL FUNDRAISER	0.00	0.00	0.00	0.00	0.00	0.00	0.00
300 901V	**DON'T USE** MOVED TO BOYS BOWLING	0.00	0.00	0.00	0.00	0.00	0.00	0.00
300 901W	HS CROSS COUNTRY FUNDRAISER ACCT.	5,525.07	0.00	11,284.60	6,403.00	9,885.39	6,924.28	450.00
300 901X	JH CROSS COUNTRY FUNDRAISER ACCT.	7,576.90	700.00	8,138.00	0.00	5,796.68	9,918.22	281.25

Fund #	Fund Description	FYTD	MTD	FYTD	Current	Current	Unencumbered	Bank	
Begin	Balance	Receipts	Expenditures	Expenditures	Fund Balance	Encumbrances	Fund Balance	Code	
300 901Y	BOYS TENNIS FUNDRAISER ACCT.	251.62	0.00	0.00	0.00	251.62	0.00	251.62	
300 901Z	GIRLS TENNIS FUNDRAISER ACCT.	9,094.98	0.00	226.38	213.75	3,211.75	6,109.61	552.85	5,556.76
300 902B	BAND	3,527.88	275.00	22,750.00	1,435.86	1,435.86	24,842.02	0.00	24,842.02
300 903B	HIGH SCHOOL CHOIR (MUSICALS)	5,754.84	461.10	7,898.84	4,452.20	5,464.22	8,189.46	1,364.00	6,825.46
300 904B	JR HIGH CHEERLEADERS	5,848.66	0.00	1,075.50	0.00	1,874.16	5,050.00	1,989.59	3,060.41
300 905B	HIGH SCHOOL CHEERLEADERS	25,248.24	4,692.20	12,036.35	508.15	25,938.56	11,346.03	334.28	11,011.75
300 906B	SYB - SPRINGBORO YOUTH BASKETBALL	10,059.00	0.00	0.00	0.00	0.00	10,059.00	0.00	10,059.00
300 907B	ATH/TOURNAMENT	224.21	3,396.00	3,396.00	1,652.00	1,876.21	1,744.00	0.00	1,744.00
300 908B	HS BOYS LACROSSE	0.00	0.00	0.00	0.00	0.00	0.00	0.00	0.00
300 909B	JR HIGH SHOW CHOIR	6,475.79	0.00	0.00	1,210.97	1,210.97	5,264.82	0.00	5,264.82
300 910B	HS GIRLS LACROSSE	0.00	0.00	0.00	0.00	0.00	0.00	0.00	0.00
300 911B	H.S. SHOW CHOIR	0.00	0.00	0.00	0.00	0.00	0.00	0.00	0.00
300 912B	LITTLE THEATRE - JUNIOR HIGH	0.00	0.00	0.00	0.00	0.00	0.00	0.00	0.00
300 913B	JH AT CLASS	0.00	0.00	0.00	0.00	0.00	0.00	0.00	0.00
300 914B	HIGH SCHOOL CHEERLEADING COMPETITIONS	6,800.85	3,050.00	9,065.00	1,989.80	4,429.80	11,436.05	675.35	10,760.70
300 915B	HIGH SCHOOL HOCKEY	6,794.82	2,375.00	7,381.59	1,330.00	8,200.00	5,976.41	714.00	5,262.41

Date: 11/02/2016  
 Time: 9:11 am

SPRINGBORO COMMUNITY SCHOOLS  
 Financial Report by Fund/SCC

Page: 8  
 (FINSUM)

Fund #	Fund Description	FYTD	MTD	FYTD	Current	Current	Unencumbered	Bank
Begin	Balance	Receipts	Expenditures	Expenditures	Fund Balance	Encumbrances	Fund Balance	Code
		MTD Receipts						
300 916B	SPECIAL OLYMPICS	0.00	0.00	137.78	3,848.96	1,000.00	2,848.96	
300 917B	TURF MAINTENANCE FUND	0.00	0.00	0.00	88,102.00	0.00	88,102.00	
300 918B	JR HIGH CHEERLEADING COMPETITION	0.00	2,555.98	4,730.98	8,156.01	1,064.05	7,091.96	
300 919B	FIVE POINTS ELEM. STUDENT COUNCIL	0.00	0.00	0.00	4,766.63	145.00	4,621.63	
300 920B	DENNIS ELEMENTARY-STUDENT COUNCIL	0.00	0.00	0.00	227.69	0.00	227.69	
300 921B	TRACK MAINTENANCE FUND	0.00	6,986.71	0.00	6,986.71	0.00	6,986.71	
300 9511	CAMP HS BASEBALL	0.00	0.00	6,443.00	0.00	0.00	0.00	
300 9512	CAMP HS BOYS BASKETBALL	0.00	3,884.50	20,677.67	0.00	0.00	0.00	
300 9516	CAMP HS FOOTBALL	0.00	10,885.00	20,570.00	0.00	0.00	0.00	
300 9517	Boro Extra 2% Basketball Club	0.00	1,820.00	980.00	3,250.25	430.00	2,820.25	
300 9523	JH CROSS COUNTRY CAMP	0.00	5,050.00	5,050.00	0.00	0.00	0.00	
300 9532	CAMP HS GIRLS BASKETBALL	0.00	1,115.00	6,817.00	0.00	0.00	0.00	
300 9535	CAMP HS VOLLEYBALL	0.00	1,370.00	3,820.00	0.00	0.00	0.00	
300 955B	***DO NOT USE***	0.00	0.00	0.00	0.00	0.00	0.00	
300 957B	***DO NOT USE***	0.00	0.00	0.00	0.00	0.00	0.00	
401 9216	Minds in Motion FY16	0.00	8,795.12	40,380.09	2,909.80	2,656.44	253.36	

Fund #	Fund Description	FYTD	MTD	FYTD	Current	Current	Unencumbered	Bank
Begin Balance	MTD Receipts	Receipts	Expenditures	Expenditures	Fund Balance	Encumbrances	Fund Balance	Code
401 9217	FY17 Minds In Motion							
0.00	0.00	26,940.94	2,105.68	2,792.09	24,148.85	3,457.79	20,691.06	
451 9216	Network Connectivity Grant FY16							
0.00	0.00	0.00	0.00	0.00	0.00	0.00	0.00	
451 9217	Network Connectivity Grant FY17							
0.00	5,400.00	5,400.00	0.00	1,116.52	4,283.48	0.00	4,283.48	
461 9016	HSTW - SI From Great Oaks FY16							
1,512.30	0.00	0.00	0.00	0.00	1,512.30	0.00	1,512.30	
461 9216	HSTW FY16							
0.00	1,921.89-	0.00	0.00	0.00	0.00	0.00	0.00	
461 9217	HSTW FY17							
0.00	0.00	0.00	27.00	1,115.16	1,115.16-	25.00	1,140.16-	
516 9216	IDEA Part B FY16							
61,731.70	0.00	86,149.14	0.00	147,880.84	0.00	0.00	0.00	
516 9217	IDEA PART B FY17							
0.00	0.00	0.00	70,758.20	164,735.21	164,735.21-	17,480.66	182,215.87-	
572 9216	Title I FY16							
8,639.82	0.00	389.57	0.00	8,589.07	440.32	0.00	440.32	
572 9217	TITLE I FY17							
0.00	0.00	0.00	11,196.54	25,496.52	25,496.52-	1,371.69	26,868.21-	
587 9216	Pre-School Special Ed FY16							
1,600.00	0.00	1,600.00	0.00	3,200.00	0.00	0.00	0.00	
587 9217	PRESCHOOL SPECIAL ED FY17							
0.00	0.00	0.00	0.00	2,230.00	2,230.00-	0.00	2,230.00-	
590 9216	Title II-A ITC FY16							
500.00	0.00	0.00	0.00	0.00	500.00	0.00	500.00	
590 9217	TITLE IIA ITQ FY17							
0.00	0.00	0.00	1,514.50	1,590.10	1,590.10-	12,988.46	14,578.56-	
GRAND TOTALS:								
15,123,399.56	3,939,012.13	25,991,153.36	4,615,401.86	19,316,836.57	21,797,716.35	8,883,046.68	12,914,669.67	