

Kindergarten Distance Learning Lesson Plan



Theme: Insects & Butterflies

Week of: April 27-May 1, 2020

*These plans serve as a template of a routine and lesson plan similar to what we might do if at school. It is meant to continue to be flexible for your use as a family just like the previous menus. **Please continue to pick a minimum of 3 total activities each day. *Activities are in bold print/numbered.**

Students should choose at least one ELA and one math activity per day. The third activity can be from any category (ELA, Math, Workstations.)

This should serve as a guide/resource for distance learning at our grade level for this week. Scroll down to find a "lesson plan" of choices for each day of the week.

****Special Note- We have now introduced all 50 popcorn words. All popcorn word lessons from here on will be in review of the 50 we have already met. Here is a list of all words if you need it.**

POPCORN word list.pdf

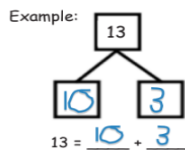
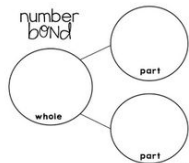
Monday

ELA-

1. **Popcorn Word Practice-** Play "Hangman" with a popcorn word. Play 4 games with different popcorn words. Play this game with someone older than you!
2. **Phonemic Awareness/Word work activity-**blends song
<https://safeYouTube.net/w/SzG3>
3. **Read Aloud-** *The Very Hungry Caterpillar* <https://safeYouTube.net/w/4rF3>
*Follow up activity- Can you retell the sequence of the story from beginning to end? Discuss or draw the order of events.

Math- Module 5 Lesson 20

1. **Video-**<https://safeYouTube.net/w/WrF3>
2. **Activity-**Collect 20 small items and build or draw a number bond. See example below for building a number bond. Build number 11-20, one of the parts should always be 10. Write an addition sentence to match the number bond.



- * Save the number bond you made for tomorrow's lesson.
3. **Dreambox-**play for 15 minutes or more

Integrated Learning Station Ideas

1. **Writing-** Make (draw/write) cards for loved ones/mail them
2. **Building-** Design/build a bug observatory
3. **Cooking-** Butterfly Life Cycle Snack-

<https://i.pinimg.com/originals/44/97/25/449725c9a816b85713da3ba174ee1bf3.jpg>

4. **Science-** Butterflies Brainpop, Jr.

<https://jr.brainpop.com/science/animals/butterflies/>

5. **Games/Puzzles-** Play Bug BINGO [Outdoor Adventures: Bugs by Erin Uda](#)

6. **Art-** Pom Pom Caterpillar Craft

[Pom Pom Caterpillars \(free printable pattern & tutorial\)](#)

Tuesday

ELA-

1. **Popcorn Word Practice-** Print/cut and post popcorn words around the house.

Everytime you see one this week, stop and read it! [Popcorn Flash cards.docx](#)

2. **Phonemic Awareness/Word work activity-** follow these directions to manipulate a word: P- parent/ C-child. P tells c to write the word "bat." P says erase and change one letter to make "rat." P says erase and change one letter to make the word "rag." P says erase and change one letter to make "rug." If c is successful, try this challenge: P-erase one letter and add two letters to make "snug." *Continue to manipulate words as you wish using c-v-c words or adding blends and digraphs

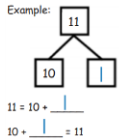
3. **Read Aloud-** *The Grouchy Ladybug* <https://safeYouTube.net/w/KsF3>

*Follow up activity- Discuss story elements- Characters, Setting, Problem, Solution and name 2 better ways to solve problems besides fighting?

Math- Module 5 Lesson 21

1. **Video-**<https://safeYouTube.net/w/xtF3>

2. **Activity-** Reuse the number bond that you made yesterday/draw a number bond. Make flash cards 1-20 with two 10s. Parent keeps cards with numbers 11-20. The child lays all other cards face up with numbers in front of them. Parent will place a card (11-20) in the whole amount section of the number bond. The child tries to find the cards 10 and ... and places them in the parts section of the number bond as quickly as possible. Repeat this process for the other numbers. After playing the game, have your child make addition sentences for numbers 11-20. See below for example.



3. **Dreambox**- play for 15 minutes or more

Integrated Learning Station Ideas/Choice

1. **Writing**- Write a letter to the Grouchy Ladybug/explain why she shouldn't be grouchy.
2. **Cooking**- Make a Ladybug Snack https://www.allrecipes.com/video/9635/apple-ladybug-treats/?internalSource=picture_play&referringId=29926&referringContentType=Recipe
3. **Science**- Insects Brainpop, Jr. <https://jr.brainpop.com/science/animals/insects/>
4. **Games/Puzzles**- Butterfly Memory Game <https://www.memozor.com/memory-games/for-kids/butterflies>
5. **Art**- Ladybug Craft <https://www.easypeasyandfun.com/paper-ladybug-craft>

Wednesday

ELA-

1. **Popcorn Word Practice**- Write popcorn words in shaving cream. Pick the words that are newer/more difficult for you to recall. Practice for 10 minutes or more.
2. **Phonemic Awareness/Word work activity**- ABC Kick Box <https://safeYouTube.net/w/muF3>
3. **Read Aloud**- *The Greedy Bee* <https://safeYouTube.net/w/8uF3>
*Follow up activity- Discussion: What does the word "greedy" mean? What do you think the author wants us to learn from this story? Why is that important?

Math- Module 5 Lesson 22

1. **Video**-<https://safeYouTube.net/w/ZuF3>
2. **Activity**- Gather 20 small objects. Scatter a random number (between 11-20) and have your child make a group of 10. Then have your child say the number in the tens way and the regular way. Repeat the process. Afterwards, compare numbers 11-20 discussing greater than and less than.
3. **Dreambox**- play for 15 minutes or more

Integrated Learning Station Ideas/Choice

1. **Writing**- If you were an insect, which one would you be and why? Write and draw. Remember to leave good spaces and use punctuation at the end.
2. **Social Studies**- "Bee a good citizen": Do 4 random acts of kindness for your family
3. **Cooking**- "Ants of a log" snack <https://www.allrecipes.com/recipe/23953/ants-on-a-log/>
4. **Science**- Observe insects in your yard. Draw/label what you observed.
5. **Games/Puzzles**- free choice

Thursday

ELA-

1. **Popcorn Word Practice**- Read your list of 50 popcorn words to someone bigger than you! Link to list- [POPCORN word list.pdf](#)
2. **Phonemic Awareness/Word work activity**- Write 5 words that start with /b/
3. **Read Aloud**- *I Love Bugs!* <https://safeYouTube.net/w/DvF3>
*Follow up activity- Choose one bug from the story and look up facts about it online with the help of a grown up. Make a poster to teach someone in your family what you learned about this bug.
4. **Guided Reading**- go to <https://www.raz-kids.com/> and read a book at your level (log on with info sent from your teacher)

Math- Module 5 Lesson 23

1. **Video**-<https://safeYouTube.net/w/n9W3>
2. **Activity**- Draw a picture and write a number sentence that represents each of

the following story problems.

- Caleb has 10 green apples on a square plate and Katie has 6 red apples on a triangle plate. Draw a picture to show how many apples they have all together. Next, draw a number bond and fill it in to match the story. Use the number bond to help you write your number sentence.
- Jackson has 9 orange fish in his rectangular fish tank and Emma has 10 yellow fish in her round fish bowl. How many fish do they have all together? Draw the fish tanks and the correct number of fish in each. Next, draw a number bond and fill it in to match the story. Use the number bond to help you write your number sentence.
- Challenge: The baby monkey has 14 bananas in his tree. 4 bananas fall out of the tree. How many bananas are left in his tree? Draw the monkey's bananas and cross out the bananas that fell out of the tree. Next, draw a number bond and fill it in to match the story. Use the number bond to help you write your number sentence.

3. Dreambox- play for 15 minutes or more

Integrated Learning Station Ideas/Choice

1. **Writing-** play a word game on an I-Pad/device
2. **Math-** Decomposing teen numbers into tens/ones- download and print from pinterest- [Pin on Number and Operations in Base 10](#)
3. **Science-** Butterfly Life Cycle Video <https://safeYouTube.net/w/WGc4/> discuss with a family member how the butterfly changed.
4. **Art-**How to draw a butterfly <https://safeYouTube.net/w/kwF3>
5. **Reading/Listening** Read a book to a loved one that you haven't been able to visit over the phone/facetime/ send a video

Friday

ELA-

1. **Popcorn Word Practice-** make popcorn words using: magnets, letter tiles, letter cards, etc. Build 8 or more words.
2. **Phonemic Awareness/Word work activity-** Make your own/download and print the vowel chart [VOWEL SORT](#). Upon hearing the following words read aloud one at a time, have the child determine which medial vowel is in the word and write it in that column. Words: *wig, cab, bed, run, hug, net, mad, top, mit, jet, sat, job*
3. **Read Aloud-** *Farfallina and Marcel*
https://www.youtube.com/watch?v=9kF_7afeHVO


*Follow up discussion- Which character changed in this story? How did he/she change? What happened in this book that surprised you? Would you want a friend that acted like Farfallina and Marcel? Why or Why not?

4. **Guided Reading**- go to <https://www.raz-kids.com/> and read a book at your level (log on with info sent from your teacher)

Math- Module 5 Lesson 24

1. **Video**-<https://safeYouTube.net/w/8iX3>

2. **Activity**- For this activity you will need a deck of cards. If you do not have a deck of cards you can use the following website: <https://deck.of.cards/>
You can play this game with 2 or more players. First, shuffle the deck of cards and place them in the middle face down. Each player draws two cards. Each player will arrange their two cards to make the highest double digit number (note: face cards represent the number 1 and if you draw an ace you win the round). For example below there is a King and an eight. The highest number would be 81. The Jack and 4 would be 41, The player with 81 would win all 4 cards. Keep playing until there are no more cards in the middle. The player with the most cards at the end wins.



3. **Dreambox**- play for 15 minutes or more

Integrated Learning Station Ideas/Choice-

1. **Math**- Play any math game on your I-pad/device
2. **Science**-Butterfly World Field Trip <https://safeYouTube.net/w/CKc4>
3. **Games/Puzzles**-Insects Memory Game [Play memory game for kids - insects - Online and free game](#)
4. **Art**- Take photos of insects in nature
5. **Building**- create something outside using only materials found in nature