

SPRINGBORO COMMUNITY CITY SCHOOLS
RECONCILIATION FOR MONTH ENDING
APRIL 30, 2018



Depository Balances:

5/3 Operating Checking Acct #99903794	\$19,707,873.35	
People's Bank - Grange Scholarship	\$23,614.30	
Total Depository Balances		\$19,731,487.65

Adjustments to Bank Balance:

Outstanding Checks: Accounting	-\$484,770.30	
Payroll	-\$112,622.19	
Outstanding Vcards: Accounting	\$2,330.79	
Adjustments/Notes	\$0.00	
1)	\$ -	
2)	\$ -	
Total Adjustments to Bank Balance		-\$595,061.70

Investments:

CD - Harold E Mills 5/3 Bank	\$40,457.16	
Huntington Bank Acct #1041012893	\$1,010,465.57	
Star Ohio	\$33,805.66	
5/3 Securities	\$4,761,970.52	
Total Investments		\$5,846,698.91

Total Bank Balances

\$24,983,124.86

Total Fund Balance

\$24,983,124.86

\$0.00

Athletic Checking Account:

Acct #7703135181 5/3 Bank Balance	\$1,060.12	
Outstanding Checks	\$0.00	
Book Balance		\$1,060.12

Arbiter Account:

Acct #1095061300 Arbiter Balance	\$787.30	
Outstanding Payments	\$0.00	
Book Balance		\$787.30

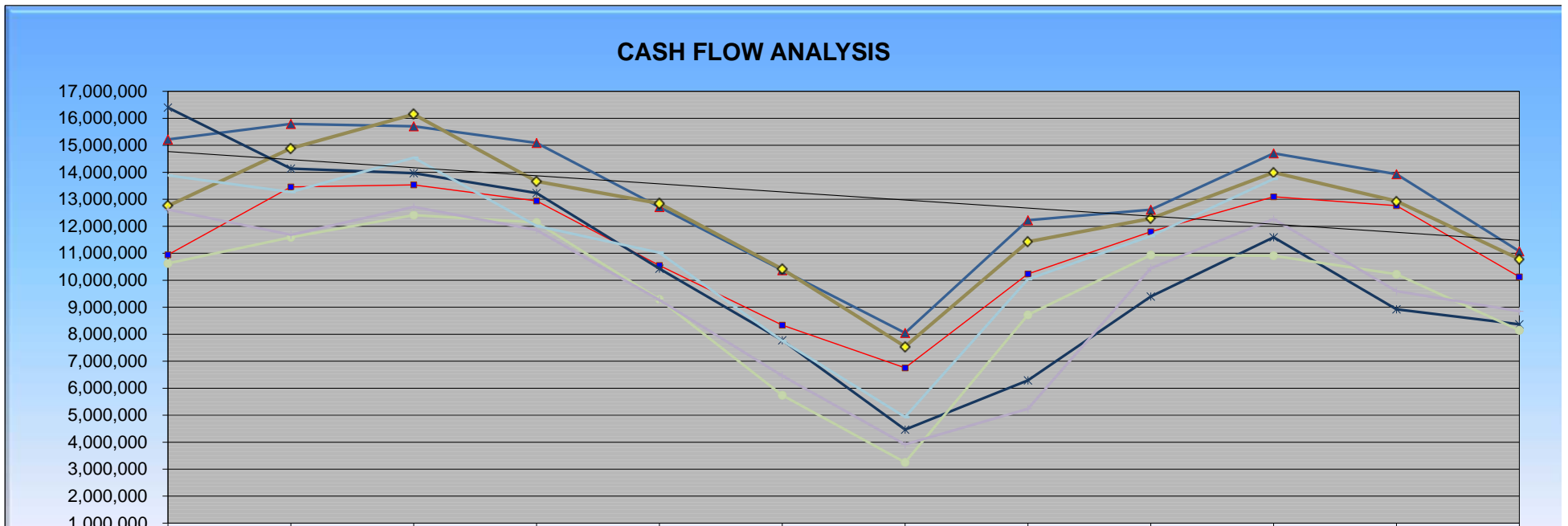
Terrah Floyd

Terrah Floyd, Treasurer/CFO

SPRINGBORO COMMUNITY CITY SCHOOLS
CASH FLOW HISTORY
 (Amounts Represent General Fund Month Ending Balances)

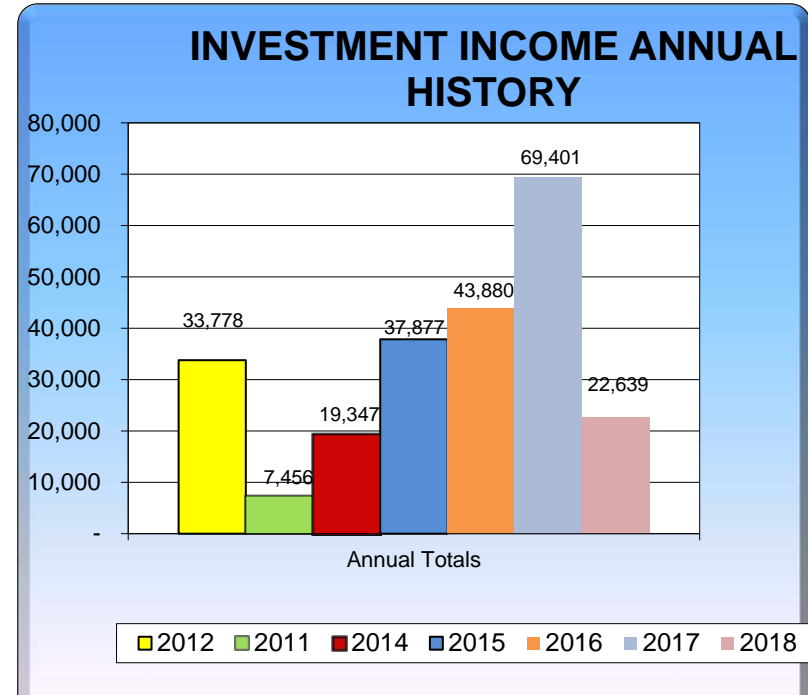
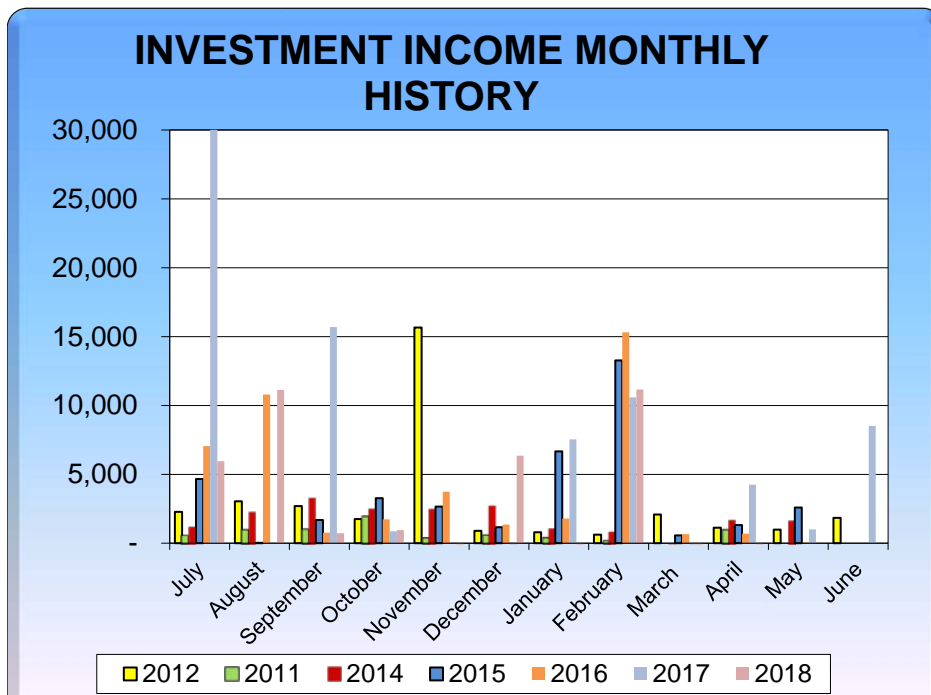
Current Month

FY	July	August	September	October	November	December	January	February	March	April	May	June
2012	10,943,740	13,460,001	13,533,343	12,939,781	10,548,887	8,338,630	6,754,746	10,234,435	11,799,012	13,093,742	12,762,433	10,127,709
2013	15,219,086	15,793,376	15,706,069	15,088,260	12,712,944	10,370,909	8,047,609	12,223,488	12,614,582	14,701,106	13,930,078	11,070,591
2014	12,754,762	14,885,287	16,147,877	13,663,073	12,844,156	10,417,017	7,543,879	11,426,299	12,288,002	13,994,917	12,934,439	10,782,854
2015	16,398,089	14,138,107	13,965,306	13,233,279	10,429,438	7,777,413	4,466,180	6,292,608	9,395,939	11,591,212	8,923,751	8,368,436
2016	10,623,482	11,592,457	12,413,277	12,141,221	9,292,765	5,739,217	3,250,888	8,715,284	10,935,208	10,909,222	10,225,527	8,145,977
2017	12,620,561	11,682,692	12,720,266	11,857,777	9,266,179	6,461,509	3,916,562	5,234,729	10,445,777	12,264,781	9,598,535	8,850,435
2018	13,886,552	13,267,241	14,540,838	12,011,503	11,023,677	7,753,946	4,931,625	10,037,992	11,637,828	13,756,042		



SPRINGBORO COMMUNITY CITY SCHOOLS
INVESTMENT INCOME HISTORY

	Current Month												
	July	August	September	October	November	December	January	February	March	April	May	June	ANNUAL
2012	2,283	3,042	2,698	1,752	15,651	898	791	625	2,079	1,126	986	1,847	33,778
2013	621	1025	1055	1947	447	653	457	229	0	1022	0	0	7,456
2014	1221	2279	3249	2495	2490	2687	1129	883	-448	1712	1650	0	19,347
2015	4669	31	1679	3267	2659	1159	6674	13,265	574	1318	2582	0	37,877
2016	7045	10,791	759	1736	3735	1359	1785	15,304	654	685	27	0	43,880
2017	37,964	15	15,685	869	18	(12,835)	7,539	10,587	(4,215)	4,250	1,003	8,521	69,401
2018	5,955	11125	718	958	-3924	6,360	-2699	11,168	-4284	-2738			22,639



-- Options Summary --

Summary or Detail Report? (S,D) D
Output file: FINSUMM.TXT
Type: CSV
Print options page? (Y,N) Y
Generate FINDET report for comparison? (Y,N) Y
Sort options: FS
Include future encumbrance amounts? (Y,N) N
Include accounts with zero amounts? (Y,N) Y
Include accounts which are no longer active? (Y,N,I) Y

BAT_FINSUM executed by SCBO_CF on node SWOCA0:: at 2-MAY-2018 09:47:27.77

Fund #	Fund Description	FYTD	MTD	FYTD	Current	Current	Unencumbered	Bank	
Begin	Balance	MTD Receipts	Receipts	Expenditures	Expenditures	Fund Balance	Encumbrances	Fund Balance	Code
001	0000 GENERAL								
	7,567,227.32	6,552,185.03	48,505,009.93	4,433,970.04	43,329,403.36	12,742,833.89	1,754,575.41	10,988,258.48	
001	9412 BUDGET RESERVE								
	1,013,208.92	0.00	0.00	0.00	0.00	1,013,208.92	0.00	1,013,208.92	
002	0000 BOND RETIREMENT								
	6,100,904.88	3,527,300.33	6,852,401.92	42,378.28	4,545,740.60	8,407,566.20	1,233,150.30	7,174,415.90	
002	9204 MASTER FACILITY PLAN-BOND RETIREMENT								
	268,835.69	0.00	0.00	0.00	0.00	268,835.69	0.00	268,835.69	
003	0000 PERMANENT IMPROVEMENT								
	0.00	0.00	0.00	0.00	0.00	0.00	0.00	0.00	
003	9201 PERMANENT IMPROVEMENT								
	0.00	0.00	0.00	0.00	0.00	0.00	0.00	0.00	
004	9204 MASTER FACILITY PLAN - BUILDING FUND								
	0.00	0.00	0.00	0.00	0.00	0.00	0.00	0.00	
004	9207 BUILDING FUND - MVH PROJECT								
	0.00	0.00	330,934.78	0.00	0.00	330,934.78	0.00	330,934.78	
004	9208 BLDNG FUND-HIGH SCHOOL BOYS LOCKER ROOM								
	0.00	0.00	0.00	0.00	0.00	0.00	0.00	0.00	
004	9213 BUILDING FUND - SCHOOL BUSES								
	0.00	0.00	0.00	0.00	0.00	0.00	0.00	0.00	
004	9215 Energy Conservation Project								
	0.00	0.00	0.00	0.00	0.00	0.00	0.00	0.00	
004	9218 MIRACLE FIELD PROJECT								
	28,220.00	0.00	0.00	0.00	0.00	28,220.00	0.00	28,220.00	
006	0000 FOOD SERVICE FUND								
	962,045.70	126,423.94	1,303,232.27	120,386.44	1,280,851.73	984,426.24	124,331.83	860,094.41	
007	9001 PEPSI SCHOLARSHIP								
	2,000.00	0.00	4,000.00	0.00	0.00	6,000.00	0.00	6,000.00	
007	9002 SHS MEMORIAL TRUST FUND								
	2,699.06	0.00	0.00	0.00	0.00	2,699.06	0.00	2,699.06	
007	9003 ERIKA OWEN SCHOLARSHIP FUND								
	2,254.00	0.00	1,962.00	0.00	1,500.00	2,716.00	0.00	2,716.00	

Fund #	Fund Description	FYTD	MTD	FYTD	Current	Current	Unencumbered	Bank	
Begin	Balance	Receipts	Expenditures	Expenditures	Fund Balance	Encumbrances	Fund Balance	Code	
019 922S	FY12 MENTAL RECOVERY - RE-DO PROGRAM	338.18	0.00	0.00	0.00	338.18	0.00	338.18	
019 923K	FY13 KINDER MORGAN GRANT	0.19	0.00	0.00	0.00	0.19	0.00	0.19	
019 923M	FY13 - MEN OF STRENGTH VIOLENCE PREV. GRANT	2,373.00	0.00	0.00	0.00	2,373.00	0.00	2,373.00	
019 924K	FY14 KINDER MORGAN GRANT	190.19	0.00	0.00	0.00	190.19	0.00	190.19	
020 0000	MVH LEASE PAYMENTS/SPECIAL ENTERPRISE FUND	0.00	0.00	958,850.95	0.00	734,460.25	224,390.70	232,418.70	8,028.00-
022 907B	ATHLETIC TOURNAMENT	0.00	0.00	0.00	0.00	0.00	0.00	0.00	
024 9202	FLEXIBLE SPENDING	9,091.77	0.00	0.00	0.00	9,091.77	0.00	9,091.77	
200 901A	HIGH SCHOOL PRIDE COMMITTEE	1,113.01	0.00	107.00	0.00	0.00	1,220.01	127.25	1,092.76
200 902A	ROBOTICS CLUB - DISTRICT WIDE	18,710.49	1,830.03	7,048.75	0.00	14,841.31	10,917.93	480.66	10,437.27
200 903A	STAND CLUB	403.44	0.00	0.00	0.00	0.00	403.44	0.00	403.44
200 904A	Radio Broadcasting Club	200.00	0.00	0.00	0.00	0.00	200.00	59.97	140.03
200 908A	JROTC	10,429.43	0.00	19,021.49	2,823.93	24,447.92	5,003.00	0.00	5,003.00
200 909A	HIGH SCHOOL GERMAN CLUB	108.38	0.00	0.00	0.00	0.00	108.38	0.00	108.38
200 910A	HS Academic Team	318.09	0.00	120.00	0.00	75.00	363.09	0.00	363.09
200 911A	SI - STUDENT COUNCIL	787.94	102.00	3,431.00	0.00	3,201.15	1,017.79	150.00	867.79
200 912A	HS ART CLUB	5.29	0.00	0.00	0.00	0.00	5.29	0.00	5.29

Fund #	Fund Description	FYTD Receipts	MTD Expenditures	FYTD Expenditures	Current Fund Balance	Current Encumbrances	Unencumbered Fund Balance	Bank Code	
200 913A	HIGH SCHOOL DRAMA CLUB	5,445.28	0.00	1,036.00	0.00	455.58	6,025.70	0.00	6,025.70
200 914A	JCOWA (FORMERLY GLOBAL CONNECTIONS)	233.14	0.00	1,364.25	394.00	1,206.45	390.94	0.00	390.94
200 915A	S.A.D.D.	4,779.86	0.00	496.00	0.00	452.07	4,823.79	75.52	4,748.27
200 916A	HS LANGUAGE CLUB	3,215.01	0.00	190.00	0.00	203.96	3,201.05	600.00	2,601.05
200 917A	HIGH SCHOOL STUDENT COUNCIL	21,841.50	0.00	29,306.75	1,034.00	24,908.40	26,239.85	3,400.00	22,839.85
200 918A	JR HIGH STUDENT COUNCIL	3,869.56	0.00	925.00	0.00	1,557.15	3,237.41	2,000.00	1,237.41
200 919A	S-CAPADES	21,359.08	0.00	8,855.00	165.00	11,776.99	18,437.09	0.00	18,437.09
200 920A	JR HIGH YEARBOOK	8,461.11	0.00	166.00	0.00	604.27	8,022.84	0.00	8,022.84
200 921A	DENNIS DH CLASS	63.84	62.00	4,250.00	7.33-	3,229.23	1,084.61	700.00	384.61
200 922A	HS DH CLASS	497.69	0.00	0.00	0.00	0.00	497.69	0.00	497.69
200 925A	HIGH SCHOOL NEWSPAPER	1.11	0.00	0.00	0.00	0.00	1.11	0.00	1.11
200 926A	JR HIGH NEWSPAPER	254.12	0.00	0.00	0.00	0.00	254.12	0.00	254.12
200 927A	HS NHS	1,007.55	0.00	788.75	0.00	451.52	1,344.78	340.90	1,003.88
200 928A	S.A.D.D. - JUNIOR HIGH	352.99	0.00	0.00	0.00	0.00	352.99	0.00	352.99
200 929A	THE MUSE MACHINE	1,039.78	36.00	20,806.00	3,265.00	18,222.92	3,622.86	360.02	3,262.84
200 930A	HS Fishing Club	353.00	336.00	1,323.00	599.79	1,016.78	659.22	655.00	4.22

Fund #	Fund Description	FYTD	MTD	FYTD	Current	Current	Unencumbered	Bank
Begin	Balance	Receipts	Expenditures	Expenditures	Fund Balance	Encumbrances	Fund Balance	Code
		MTD Receipts						
200 931A	JH DH CLASS	0.00	70.33	346.24	1,053.32	99.45	953.87	
	1,183.00							
200 950A	HS TECH PREP	0.00	0.00	270.39	0.00	0.00	0.00	
	275.39							
200 954A	JR STATESMEN OF AMERICA	0.00	0.00	0.00	40.00	0.00	40.00	
	40.00							
200 956A	JH NHS	0.00	300.00	1,442.72	698.03	0.00	698.03	
	563.75							
200 960A	HIGH SCHOOL PANTHER EXPRESS	0.00	0.00	0.00	42,341.70	0.00	42,341.70	
	42,341.70							
200 965A	HS SCIENCE & ENGINEERING CLUB	0.00	0.00	0.00	168.56	0.00	168.56	
	168.56							
200 966A	CLASS OF 2014	0.00	0.00	0.00	0.00	0.00	0.00	
	0.00							
200 967A	CLASS OF 2015	0.00	0.00	0.00	0.00	0.00	0.00	
	0.00							
200 968A	CLASS OF 2016	0.00	0.00	0.00	0.00	0.00	0.00	
	0.00							
200 969A	CLASS OF 2017	0.00	0.00	539.07	0.00	0.00	0.00	
	539.07							
200 970A	CLASS OF 2018	0.00	0.00	5,358.50	7,802.61	1,720.00	6,082.61	
	5,073.54							
200 971A	CLASS OF 2019	14,540.00	9,339.89	13,920.81	4,781.19	1,795.89	2,985.30	
	0.00							
200 972A	CLASS OF 2020	0.00	0.00	0.00	0.00	0.00	0.00	
	0.00							
200 973A	CLASS OF 2021	0.00	0.00	0.00	0.00	0.00	0.00	
	0.00							
300 9011	SWIMMING FUNDRAISER ACCT.	0.00	192.00	5,596.70	670.00	35.00	635.00	
	457.85							
300 9017	HS GIRLS TRACK - FUNDRAISER	0.00	0.00	0.00	261.81	0.00	261.81	
	261.81							

Fund #	Fund Description	FYTD	MTD	FYTD	Current	Current	Unencumbered	Bank
Begin	Balance	MTD Receipts	Receipts	Expenditures	Expenditures	Fund Balance	Encumbrances	Fund Balance Code
300 9018	JH GIRLS TRACK - FUNDRAISER							
	933.39	0.00	0.00	0.00	498.35	435.04	0.00	435.04
300 901B	ATHLETICS							
	52,115.89	16,930.00	290,507.15	10,253.94	232,049.86	110,573.18	9,811.89	100,761.29
300 901C	HS BOYS BASKETBALL FUNDRAISER ACCT.							
	7,783.76	0.00	20,381.36	247.20	24,444.01	3,721.11	0.00	3,721.11
300 901D	JH BOYS BASKETBALL FUNDRAISER ACCT.							
	93.00	0.00	0.00	0.00	0.00	93.00	0.00	93.00
300 901E	BOYS SOCCER FUNDRAISER ACCT.							
	0.00	2,766.00	16,074.97	3,414.75	8,265.75	7,809.22	0.00	7,809.22
300 901F	SOFTBALL FUNDRAISER ACCT.							
	6,432.89	1,507.15	18,514.35	12,728.40	18,918.31	6,028.93	1,000.00	5,028.93
300 901G	BASEBALL FUNDRAISER ACCT.							
	22,934.30	5,115.30	55,615.72	5,084.96	49,306.98	29,243.04	6,162.78	23,080.26
300 901H	HS FOOTBALL FUNDRAISER ACCT.							
	31,196.48	0.00	1,715.60	519.12	27,824.61	5,087.47	768.60	4,318.87
300 901I	JH FOOTBALL FUNDRAISER							
	4,000.00	7,650.00	7,650.00	0.00	0.00	11,650.00	0.00	11,650.00
300 901J	BOWLING FUNDRAISER ACCT.							
	197.70	0.00	2,654.60	429.00	1,632.66	1,219.64	0.00	1,219.64
300 901K	BOYS GOLF FUNDRAISER ACCT.							
	7,113.52	0.00	5,434.30	0.00	5,529.73	7,018.09	0.00	7,018.09
300 901L	GIRLS GOLF FUNDRAISER ACCT.							
	2,722.06	0.00	4,380.08	0.00	4,577.13	2,525.01	0.00	2,525.01
300 901M	HS BOYS TRACK FUNDRAISER ACCT.							
	5,790.31	1,740.04	10,282.04	630.00	820.07	15,252.28	7,542.34	7,709.94
300 901N	JH BOYS TRACK FUNDRAISER ACCT.							
	249.75	0.00	15,460.00	13,200.00	13,272.75	2,437.00	150.00	2,287.00
300 901O	HS WRESTLING FUNDRAISER ACCT.							
	2,038.13	0.00	2,452.10	778.70	2,574.20	1,916.03	0.00	1,916.03
300 901P	JH WRESTLING FUNDRAISER ACCT.							
	2,156.19	0.00	0.00	0.00	1,653.17	503.02	0.00	503.02

Fund #	Fund Description	FYTD	MTD	FYTD	Current	Current	Unencumbered	Bank	
Begin	Balance	MTD Receipts	Receipts	Expenditures	Expenditures	Fund Balance	Encumbrances	Fund Balance	Code
300 901Q	HS GIRLS BASKETBALL FUNDRAISER ACCT.	11,752.70	10,501.20	25,629.23	7,417.89	26,983.95	10,397.98	3,022.94	7,375.04
300 901R	JH GIRLS BASKETBALL FUNDRAISER ACCT.	0.00	0.00	0.00	0.00	0.00	0.00	0.00	0.00
300 901S	GIRLS SOCCER FUNDRAISER ACCT.	14,706.21	945.00	13,302.95	0.00	19,730.45	8,278.71	945.00	7,333.71
300 901T	HS VOLLEYBALL FUNDRAISER ACCT.	16,695.63	2,220.86	16,647.69	2,377.50	19,988.29	13,355.03	10,339.58	3,015.45
300 901U	JH VOLLEYBALL FUNDRAISER	0.00	0.00	0.00	0.00	0.00	0.00	0.00	0.00
300 901V	**DON'T USE** MOVED TO BOYS BOWLING	0.00	0.00	0.00	0.00	0.00	0.00	0.00	0.00
300 901W	HS CROSS COUNTRY FUNDRAISER ACCT.	6,813.62	0.00	15,731.42	0.00	18,135.02	4,410.02	300.00	4,110.02
300 901X	JH CROSS COUNTRY FUNDRAISER ACCT.	6,510.19	0.00	614.07	0.00	2,562.39	4,561.87	100.00	4,461.87
300 901Y	BOYS TENNIS FUNDRAISER ACCT.	433.69	69.00	1,674.62	0.00	1,125.00	983.31	0.00	983.31
300 901Z	GIRLS TENNIS FUNDRAISER ACCT.	3,022.80	0.00	854.64	0.00	238.87	3,638.57	0.00	3,638.57
300 902B	BAND	0.00	0.00	34,290.00	5,029.80	28,533.86	5,756.14	0.00	5,756.14
300 903B	HIGH SCHOOL CHOIR (MUSICALS)	7,005.86	11,579.00	27,808.80	354.38	18,701.31	16,113.35	13,732.50	2,380.85
300 904B	JR HIGH CHEERLEADERS	714.45	0.00	0.00	0.00	572.27	142.18	0.00	142.18
300 905B	HIGH SCHOOL CHEERLEADERS	23,914.21	32,140.30	52,622.08	8,649.30	26,292.69	50,243.60	40,400.00	9,843.60
300 906B	SYB - SPRINGBORO YOUTH BASKETBALL	10,059.00	0.00	0.00	0.00	0.00	10,059.00	0.00	10,059.00
300 907B	ATH/TOURNAMENT	1,075.17	0.00	2,274.00	0.00	3,231.62	117.55	0.00	117.55

Fund #	Fund Description	FYTD	MTD	FYTD	Current	Current	Unencumbered	Bank
Begin	Balance	Receipts	Expenditures	Expenditures	Fund Balance	Encumbrances	Fund Balance	Code
300 908B	HS BOYS LACROSSE	0.00	0.00	0.00	0.00	0.00	0.00	
300 909B	JR HIGH SHOW CHOIR	6,736.72	322.75	6,432.25	461.30	5,322.37	7,846.60	576.00
300 910B	HS GIRLS LACROSSE	0.00	0.00	0.00	0.00	0.00	0.00	0.00
300 911B	H.S. SHOW CHOIR	450.00	0.00	0.00	0.00	379.93	70.07	0.00
300 912B	LITTLE THEATRE - JUNIOR HIGH	0.00	0.00	0.00	0.00	0.00	0.00	0.00
300 913B	JH AT CLASS	0.00	0.00	0.00	0.00	0.00	0.00	0.00
300 914B	HIGH SCHOOL CHEERLEADING COMPETITIONS	10,255.16	336.00	61,009.99	1,247.04	55,447.42	15,817.73	5,250.00
300 915B	HIGH SCHOOL HOCKEY	4,152.28	0.00	48,848.83	1,652.99	43,891.30	9,109.81	650.00
300 916B	SPECIAL OLYMPICS	2,545.73	0.00	800.00	352.00	766.80	2,578.93	2,000.00
300 917B	TURF MAINTENANCE FUND	88,102.00	0.00	0.00	0.00	0.00	88,102.00	0.00
300 918B	JR HIGH CHEERLEADING COMPETITION	2,599.74	0.00	9,977.83	755.50	8,881.82	3,695.75	4,450.00
300 919B	FIVE POINTS ELEM. STUDENT COUNCIL	2,332.70	0.00	2,423.50	0.00	1,224.10	3,532.10	0.00
300 920B	DENNIS ELEMENTARY-STUDENT COUNCIL	2,829.63	0.00	2,551.62	0.00	5,379.63	1.62	0.00
300 921B	TRACK MAINTENANCE FUND	6,986.71	0.00	0.00	0.00	0.00	6,986.71	0.00
300 9511	CAMP HS BASEBALL	7,906.00	0.00	120.00	0.00	8,026.00	0.00	0.00
300 9512	CAMP HS BOYS BASKETBALL	11,900.00	0.00	0.00	0.00	11,900.00	0.00	3,319.50

Fund #	Fund Description	FYTD	MTD	FYTD	Current	Current	Unencumbered	Bank
Begin	Balance	Receipts	Expenditures	Expenditures	Fund Balance	Encumbrances	Fund Balance	Code
461 9218	HSTW FY18	0.00	7,402.49	0.00	7,221.39	181.10	2,322.03	2,140.93-
516 9216	IDEA Part B FY16	0.00	0.00	0.00	0.00	0.00	0.00	0.00
516 9217	IDEA PART B FY17	151,005.99	31,768.31-	0.00	119,237.68	0.00	0.00	0.00
516 9218	IDEA PART B FY18	0.00	610,345.56	76,457.38	652,466.73	42,121.17-	10,841.36	52,962.53-
572 9216	Title I FY16	0.00	0.00	0.00	0.00	0.00	0.00	0.00
572 9217	TITLE I FY17	26,296.04	539.37	0.00	26,835.41	0.00	0.00	0.00
572 9218	TITLE I FY18	0.00	84,113.31	10,460.23	89,640.54	5,527.23-	0.00	5,527.23-
587 9216	Pre-School Special Ed FY16	0.00	0.00	0.00	0.00	0.00	0.00	0.00
587 9217	PRESCHOOL SPECIAL ED FY17	0.00	0.00	0.00	0.00	0.00	0.00	0.00
587 9218	PRE-SCHOOL SP ED FY18	0.00	20,030.10	2,670.68	21,365.44	1,335.34-	0.00	1,335.34-
590 9216	Title II-A ITC FY16	0.00	0.00	0.00	0.00	0.00	0.00	0.00
590 9217	TITLE IIA ITQ FY17	0.00	0.00	0.00	0.00	0.00	0.00	0.00
590 9218	TITLE II-A ITQ FY18	0.00	21,992.25	510.00	22,502.25	510.00-	25,567.33	26,077.33-
599 9218	Title IV-A ESSA	0.00	0.00	8,302.57	8,302.57	8,302.57-	950.08	9,252.65-
GRAND TOTALS:								
17,020,590.70	10,420,198.91	59,943,021.48	4,811,997.63	51,980,487.32	24,983,124.86	3,549,207.91	21,433,916.95	