

SPRINGBORO COMMUNITY CITY SCHOOLS

RECONCILIATION FOR MONTH ENDING
JULY 31,2017



Depository Balances:

5/3 Operating Checking Acct #99903794	\$17,373,044.56	
People's Bank - Grange Scholarship	\$23,605.44	
Total Depository Balances		\$17,396,650.00

Adjustments to Bank Balance:

Outstanding Checks: Accounting		-957,719.23	
Payroll		-169,339.34	
Outstanding Vcards: Accounting		\$71,400.01	
Adjustments/Notes		\$0.00	
1)	\$	-	
2)	\$	-	
Total Adjustments to Bank Balance			-\$1,055,658.56

Investments:

CD - Harold E Mills 5/3 Bank	\$40,145.96	
Huntington Bank Acct #1041012893	\$1,001,982.07	
Star Ohio	\$33,457.50	
5/3 Securities	\$4,750,976.24	
Total Investments		\$5,826,561.77

Total Bank Balances

\$22,167,553.21

Total Fund Balance

\$22,167,553.21

\$0.00

OASBO Reservation Accounts:

Series 2004 Acct #72R061424 Held at US Bank	\$319,123.74
Series 2002 Acct #72R051292 Held at US Bank	\$10,505.03

Athletic Checking Account:

Acct #7703135181 5/3 Bank Balance	\$1,060.12	
Outstanding Checks	-\$50.00	
Book Balance		\$1,010.12

Arbiter Account:

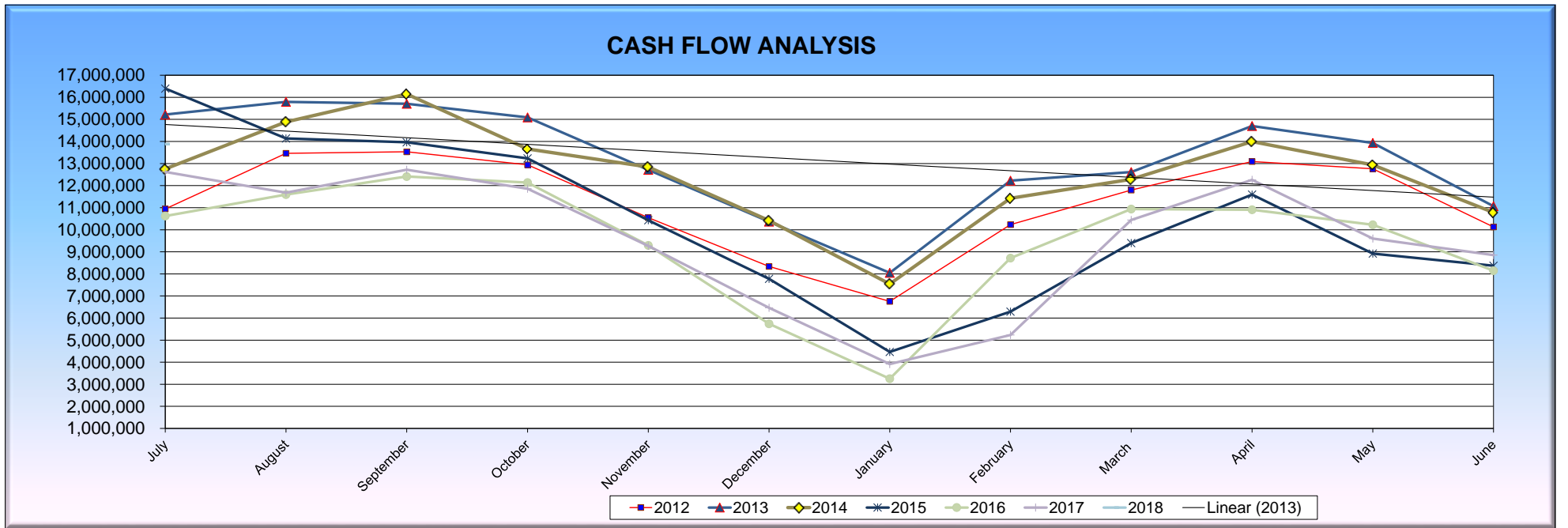
Acct #1095061300 Arbiter Balance	\$340.50	
Outstanding Payments	\$0.00	
Book Balance		\$340.50

Terrah Floyd, Treasurer/CFO

SPRINGBORO COMMUNITY CITY SCHOOLS
CASH FLOW HISTORY
(Amounts Represent General Fund Month Ending Balances)

Current Month

FY	July	August	September	October	November	December	January	February	March	April	May	June
2012	10,943,740	13,460,001	13,533,343	12,939,781	10,548,887	8,338,630	6,754,746	10,234,435	11,799,012	13,093,742	12,762,433	10,127,709
2013	15,219,086	15,793,376	15,706,069	15,088,260	12,712,944	10,370,909	8,047,609	12,223,488	12,614,582	14,701,106	13,930,078	11,070,591
2014	12,754,762	14,885,287	16,147,877	13,663,073	12,844,156	10,417,017	7,543,879	11,426,299	12,288,002	13,994,917	12,934,439	10,782,854
2015	16,398,089	14,138,107	13,965,306	13,233,279	10,429,438	7,777,413	4,466,180	6,292,608	9,395,939	11,591,212	8,923,751	8,368,436
2016	10,623,482	11,592,457	12,413,277	12,141,221	9,292,765	5,739,217	3,250,888	8,715,284	10,935,208	10,909,222	10,225,527	8,145,977
2017	12,620,561	11,682,692	12,720,266	11,857,777	9,266,179	6,461,509	3,916,562	5,234,729	10,445,777	12,264,781	9,598,535	8,850,435
2018	13,886,552											

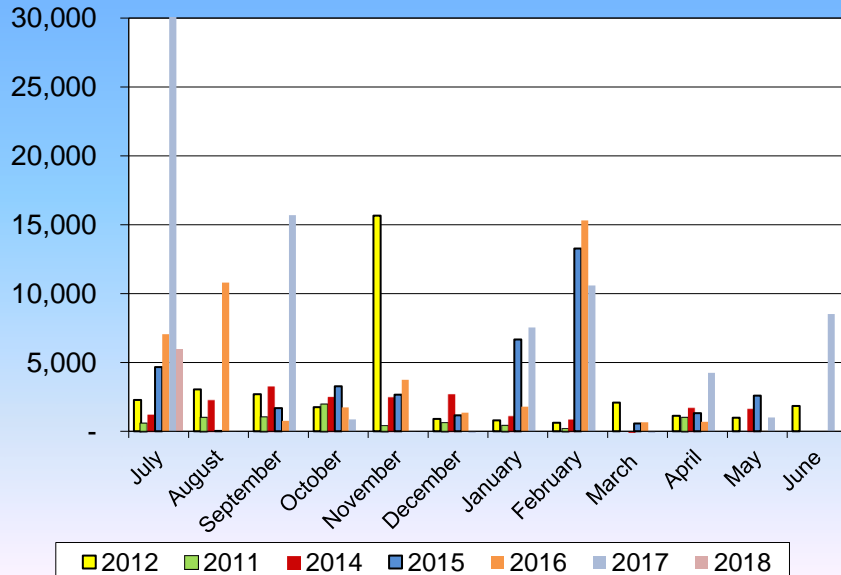


SPRINGBORO COMMUNITY CITY SCHOOLS **INVESTMENT INCOME HISTORY**

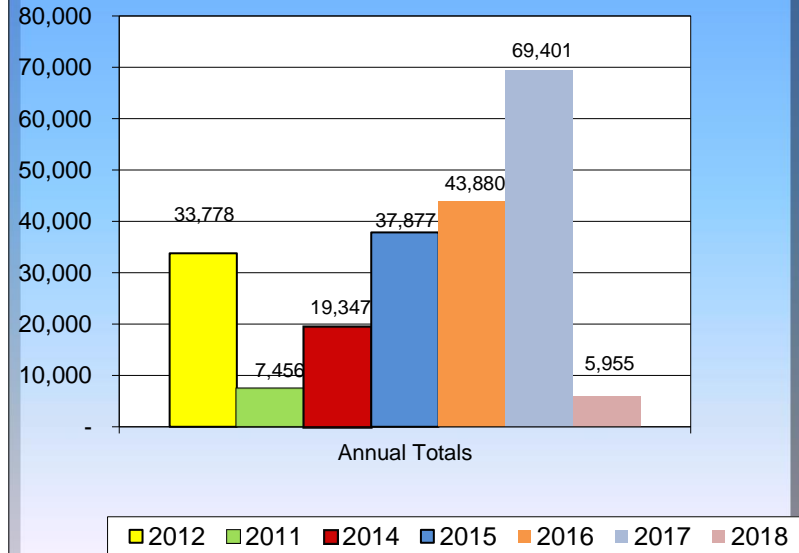
Current Month

	July	August	September	October	November	December	January	February	March	April	May	June	ANNUAL
2012	2,283	3,042	2,698	1,752	15,651	898	791	625	2,079	1,126	986	1,847	33,778
2013	621	1025	1055	1947	447	653	457	229	0	1022	0	0	7,456
2014	1221	2279	3249	2495	2490	2687	1129	883	-448	1712	1650	0	19,347
2015	4669	31	1679	3267	2659	1159	6674	13,265	574	1318	2582	0	37,877
2016	7045	10,791	759	1736	3735	1359	1785	15,304	654	685	27	0	43,880
2017	37,964	15	15,685	869	18	(12,835)	7,539	10,587	(4,215)	4,250	1,003	8,521	69,401
2018	5,955												5,955

INVESTMENT INCOME MONTHLY HISTORY



INVESTMENT INCOME ANNUAL HISTORY



-- Options Summary --

Summary or Detail Report? (S,D) D
Output file: FINSUMM.TXT
Type: CSV
Print options page? (Y,N) Y
Generate FINDET report for comparison? (Y,N) Y
Sort options: FS
Include future encumbrance amounts? (Y,N) N
Include accounts with zero amounts? (Y,N) Y
Include accounts which are no longer active? (Y,N,I) Y

BAT_FINSUM executed by SCBO_CF on node SWOCA0:: at 2-AUG-2017 09:06:13.55

Fund #	Fund Description	FYTD	MTD	FYTD	Current	Current	Unencumbered	Bank	
Begin	Balance	MTD Receipts	Receipts	Expenditures	Expenditures	Fund Balance	Encumbrances	Fund Balance	Code
001	0000 GENERAL								
	7,567,227.32	10,072,661.57	10,072,661.57	4,766,545.20	4,766,545.20	12,873,343.69	4,573,848.82	8,299,494.87	
001	9412 BUDGET RESERVE								
	1,013,208.92	0.00	0.00	0.00	0.00	1,013,208.92	0.00	1,013,208.92	
002	0000 BOND RETIREMENT								
	6,100,904.88	0.00	0.00	0.00	0.00	6,100,904.88	0.00	6,100,904.88	
002	9204 MASTER FACILITY PLAN-BOND RETIREMENT								
	268,835.69	0.00	0.00	0.00	0.00	268,835.69	0.00	268,835.69	
003	0000 PERMANENT IMPROVEMENT								
	0.00	0.00	0.00	0.00	0.00	0.00	0.00	0.00	
003	9201 PERMANENT IMPROVEMENT								
	0.00	0.00	0.00	0.00	0.00	0.00	0.00	0.00	
004	9204 MASTER FACILITY PLAN - BUILDING FUND								
	0.00	0.00	0.00	0.00	0.00	0.00	0.00	0.00	
004	9207 BUILDING FUND - MVH PROJECT								
	0.00	0.00	0.00	0.00	0.00	0.00	0.00	0.00	
004	9208 BLDNG FUND-HIGH SCHOOL BOYS LOCKER ROOM								
	0.00	0.00	0.00	0.00	0.00	0.00	0.00	0.00	
004	9213 BUILDING FUND - SCHOOL BUSES								
	0.00	0.00	0.00	0.00	0.00	0.00	0.00	0.00	
004	9215 Energy Conservation Project								
	0.00	0.00	0.00	0.00	0.00	0.00	0.00	0.00	
004	9218 MIRACLE FIELD PROJECT								
	28,220.00	0.00	0.00	0.00	0.00	28,220.00	0.00	28,220.00	
006	0000 FOOD SERVICE FUND								
	962,045.70	943.35	943.35	56,797.20	56,797.20	906,191.85	328,056.66	578,135.19	
007	9001 PEPSI SCHOLARSHIP								
	2,000.00	0.00	0.00	0.00	0.00	2,000.00	0.00	2,000.00	
007	9002 SHS MEMORIAL TRUST FUND								
	2,699.06	0.00	0.00	0.00	0.00	2,699.06	0.00	2,699.06	
007	9003 ERIKA OWEN SCHOLARSHIP FUND								
	2,254.00	0.00	0.00	0.00	0.00	2,254.00	0.00	2,254.00	

Fund #	Fund Description	FYTD	MTD	FYTD	Current	Current	Unencumbered	Bank
Begin	Balance	Receipts	Expenditures	Expenditures	Fund Balance	Encumbrances	Fund Balance	Code
		MTD Receipts						
007 9093	GRANGE SCHOLARSHIP FUND	0.00	0.00	0.00	23,605.44	0.00	23,605.44	
		23,605.44						
007 9098	HAROLD E. MILLS SCHOLARSHIP FUND	25.16	25.16	0.00	40,145.96	0.00	40,145.96	
		40,120.80						
007 9214	WADE SCHOLARSHIP	0.00	0.00	0.00	1,400.00	0.00	1,400.00	
		1,400.00						
018 904A	HIGH SCHOOL PUBLIC SCHOOL SUPPORT FUND	2,301.68	2,301.68	56.90	44,819.06	6,712.90	38,106.16	
		42,574.28						
018 905A	JR HIGH PUBLIC SCHOOL SUPPORT FUND	0.00	0.00	129.81	27,734.33	0.00	27,734.33	
		27,864.14						
018 906A	SPRINGBORO INTERMEDIATE PUBLIC SCHOOL SUPPORT	0.00	0.00	0.00	12,360.94	1,198.14	11,162.80	
		12,360.94						
018 907A	CLEARCREEK ELEMENTARY PUBLIC SCHOOL SUPPORT	375.00	375.00	0.00	31,130.56	1,435.72	29,694.84	
		30,755.56						
018 915A	DENNIS ELEM EAST - PUBLIC SCHOOL SUPPORT FUND	0.00	0.00	0.00	29,634.86	901.25	28,733.61	
		29,634.86						
018 918A	FIVE POINTS WEST - PUBLIC SCHOOL SUPPORT FUND	0.00	0.00	0.00	72,109.83	1,450.00	70,659.83	
		72,109.83						
018 960A	Superintendent/District Support	0.00	0.00	2,779.85	19,615.13	19,316.21	298.92	
		22,394.98						
018 970A	SUPP SERV/TRANS PUBLIC SCHOOL SUPPORT FUND	0.00	0.00	0.00	5,448.79	2,574.00	2,874.79	
		5,448.79						
018 980A	CURRICULUM - PUBLIC SCHOOL SUPPORT FUND	0.00	0.00	2,137.10	5,677.79	0.00	5,677.79	
		7,814.89						
019 9215	GOVS Grant FY15	0.00	0.00	0.00	0.41	0.00	0.41	
		0.41						
019 921J	JENNINGS GRANTS-TO-EDUCATORS FY12	0.00	0.00	0.00	4.25	0.00	4.25	
		4.25						
019 921S	RECOVERY SERVICES-STEPS TO SUCCESS FY11	0.00	0.00	0.00	0.00	0.00	0.00	
		0.00						
019 922S	FY12 MENTAL RECOVERY - RE-DO PROGRAM	0.00	0.00	0.00	338.18	0.00	338.18	
		338.18						

Fund #	Fund Description	FYTD	MTD	FYTD	Current	Current	Unencumbered	Bank
Begin	Balance	Receipts	Expenditures	Expenditures	Fund Balance	Encumbrances	Fund Balance	Code
019 923K	FY13 KINDER MORGAN GRANT	0.19	0.00	0.00	0.00	0.19	0.00	0.19
019 923M	FY13 - MEN OF STRENGTH VIOLENCE PREV. GRANT	2,373.00	0.00	0.00	0.00	2,373.00	0.00	2,373.00
019 924K	FY14 KINDER MORGAN GRANT	190.19	0.00	0.00	0.00	190.19	0.00	190.19
020 0000	MVH LEASE PAYMENTS/SPECIAL ENTERPRISE FUND	0.00	0.00	0.00	0.00	0.00	0.00	0.00
022 907B	ATHLETIC TOURNAMENT	0.00	0.00	0.00	0.00	0.00	0.00	0.00
024 9202	FLEXIBLE SPENDING	9,091.77	0.00	0.00	0.00	9,091.77	0.00	9,091.77
200 901A	HIGH SCHOOL PRIDE COMMITTEE	1,113.01	0.00	0.00	0.00	1,113.01	0.00	1,113.01
200 902A	ROBOTICS CLUB - DISTRICT WIDE	18,710.49	863.82	863.82	1,917.00	17,657.31	1,130.95	16,526.36
200 903A	STAND CLUB	403.44	0.00	0.00	0.00	403.44	0.00	403.44
200 904A	Radio Broadcasting Club	200.00	0.00	0.00	0.00	200.00	0.00	200.00
200 908A	JROTC	10,429.43	0.00	0.00	0.00	10,429.43	0.00	10,429.43
200 909A	HIGH SCHOOL GERMAN CLUB	108.38	0.00	0.00	0.00	108.38	0.00	108.38
200 910A	HS Academic Team	318.09	0.00	0.00	0.00	318.09	0.00	318.09
200 911A	SI - STUDENT COUNCIL	787.94	0.00	0.00	0.00	787.94	0.00	787.94
200 912A	HS ART CLUB	5.29	0.00	0.00	0.00	5.29	0.00	5.29
200 913A	HIGH SCHOOL DRAMA CLUB	5,445.28	0.00	0.00	0.00	5,445.28	0.00	5,445.28

Fund #	Fund Description	FYTD	MTD	FYTD	Current	Current	Unencumbered	Bank
Begin	Balance	MTD	Receipts	Expenditures	Expenditures	Fund	Balance	Code
		Receipts				Balance	Encumbrances	
200 914A	JCOWA (FORMERLY GLOBAL CONNECTIONS)	233.14	0.00	0.00	0.00	233.14	0.00	233.14
200 915A	S.A.D.D.	4,779.86	0.00	0.00	0.00	4,779.86	0.00	4,779.86
200 916A	HIGH SCHOOL FRENCH CLUB	3,215.01	0.00	0.00	0.00	3,215.01	0.00	3,215.01
200 917A	HIGH SCHOOL STUDENT COUNCIL	21,841.50	0.00	0.00	1,000.00	20,841.50	0.00	20,841.50
200 918A	JR HIGH STUDENT COUNCIL	3,869.56	0.00	0.00	0.00	3,869.56	0.00	3,869.56
200 919A	S-CAPADES	21,359.08	0.00	0.00	0.00	21,359.08	0.00	21,359.08
200 920A	JR HIGH YEARBOOK	8,461.11	0.00	0.00	0.00	8,461.11	0.00	8,461.11
200 921A	DENNIS DH CLASS (EAST & WEST)	63.84	0.00	0.00	0.00	63.84	0.00	63.84
200 922A	HS DH CLASS	497.69	0.00	0.00	0.00	497.69	0.00	497.69
200 925A	HIGH SCHOOL NEWSPAPER	1.11	0.00	0.00	0.00	1.11	0.00	1.11
200 926A	JR HIGH NEWSPAPER	254.12	0.00	0.00	0.00	254.12	0.00	254.12
200 927A	NATIONAL HONOR SOCIETY	1,007.55	0.00	0.00	385.00	622.55	0.00	622.55
200 928A	S.A.D.D. - JUNIOR HIGH	352.99	0.00	0.00	0.00	352.99	0.00	352.99
200 929A	THE MUSE MACHINE	1,039.78	0.00	0.00	0.00	1,039.78	700.00	339.78
200 930A	HS Fishing Club	353.00	0.00	0.00	0.00	353.00	0.00	353.00
200 931A	JH DH CLASS	1,183.00	0.00	0.00	0.00	1,183.00	99.45	1,083.55

Date: 08/02/2017
 Time: 9:06 am

SPRINGBORO COMMUNITY SCHOOLS
 Financial Report by Fund/SCC

Page: 5
 (FINSUM)

Fund #	Fund Description	FYTD	MTD	FYTD	Current	Current	Unencumbered	Bank
Begin	MTD	Receipts	Expenditures	Expenditures	Fund	Encumbrances	Fund	Code
Balance	Receipts				Balance		Balance	
200 950A	HS TECH PREP	275.39	0.00	0.00	0.00	275.39	0.00	275.39
200 954A	JR STATESMEN OF AMERICA	40.00	0.00	0.00	0.00	40.00	0.00	40.00
200 956A	JR HIGH NATIONAL HONOR SOCIETY	563.75	0.00	0.00	0.00	563.75	385.00	178.75
200 960A	HIGH SCHOOL PANTHER EXPRESS	42,341.70	0.00	0.00	0.00	42,341.70	0.00	42,341.70
200 965A	HS SCIENCE & ENGINEERING CLUB	168.56	0.00	0.00	0.00	168.56	0.00	168.56
200 966A	CLASS OF 2014	0.00	0.00	0.00	0.00	0.00	0.00	0.00
200 967A	CLASS OF 2015	0.00	0.00	0.00	0.00	0.00	0.00	0.00
200 968A	CLASS OF 2016	0.00	0.00	0.00	0.00	0.00	0.00	0.00
200 969A	CLASS OF 2017	539.07	0.00	0.00	0.00	539.07	539.07	0.00
200 970A	CLASS OF 2018	5,073.54	0.00	0.00	0.00	5,073.54	0.00	5,073.54
200 971A	CLASS OF 2019	0.00	0.00	0.00	0.00	0.00	0.00	0.00
200 972A	CLASS OF 2020	0.00	0.00	0.00	0.00	0.00	0.00	0.00
200 973A	CLASS OF 2021	0.00	0.00	0.00	0.00	0.00	0.00	0.00
300 9011	SWIMMING FUNDRAISER ACCT.	457.85	0.00	0.00	0.00	457.85	0.00	457.85
300 9017	HS GIRLS TRACK - FUNDRAISER	261.81	0.00	0.00	0.00	261.81	0.00	261.81
300 9018	JH GIRLS TRACK - FUNDRAISER	933.39	0.00	0.00	0.00	933.39	0.00	933.39

Fund #	Fund Description	FYTD	MTD	FYTD	Current	Current	Unencumbered	Bank	
Begin	Balance	MTD	Receipts	Expenditures	Expenditures	Fund Balance	Encumbrances	Fund Balance	Code
300	901B ATHLETICS								
	52,115.89	13,221.22	13,221.22	22,815.32	22,815.32	42,521.79	41,029.99	1,491.80	
300	901C HS BOYS BASKETBALL FUNDRAISER ACCT.								
	7,783.76	500.00	500.00	1,219.05	1,219.05	7,064.71	660.00	6,404.71	
300	901D JH BOYS BASKETBALL FUNDRAISER ACCT.								
	93.00	0.00	0.00	0.00	0.00	93.00	0.00	93.00	
300	901E BOYS SOCCER FUNDRAISER ACCT.								
	0.00	0.00	0.00	0.00	0.00	0.00	0.00	0.00	
300	901F SOFTBALL FUNDRAISER ACCT.								
	6,432.89	0.00	0.00	250.00	250.00	6,182.89	745.86	5,437.03	
300	901G BASEBALL FUNDRAISER ACCT.								
	22,934.30	1,588.19	1,588.19	0.00	0.00	24,522.49	374.38	24,148.11	
300	901H HS FOOTBALL FUNDRAISER ACCT.								
	31,196.48	855.00	855.00	2,855.00	2,855.00	29,196.48	9,470.00	19,726.48	
300	901I JH FOOTBALL FUNDRAISER								
	4,000.00	0.00	0.00	0.00	0.00	4,000.00	0.00	4,000.00	
300	901J BOWLING FUNDRAISER ACCT.								
	197.70	0.00	0.00	0.00	0.00	197.70	0.00	197.70	
300	901K BOYS GOLF FUNDRAISER ACCT.								
	7,113.52	2,100.00	2,100.00	0.00	0.00	9,213.52	1,664.10	7,549.42	
300	901L GIRLS GOLF FUNDRAISER ACCT.								
	2,722.06	1,170.00	1,170.00	0.00	0.00	3,892.06	919.30	2,972.76	
300	901M HS BOYS TRACK FUNDRAISER ACCT.								
	5,790.31	0.00	0.00	0.00	0.00	5,790.31	0.00	5,790.31	
300	901N JH BOYS TRACK FUNDRAISER ACCT.								
	249.75	0.00	0.00	0.00	0.00	249.75	0.00	249.75	
300	901O HS WRESTLING FUNDRAISER ACCT.								
	2,038.13	0.00	0.00	0.00	0.00	2,038.13	0.00	2,038.13	
300	901P JH WRESTLING FUNDRAISER ACCT.								
	2,156.19	0.00	0.00	0.00	0.00	2,156.19	937.50	1,218.69	
300	901Q HS GIRLS BASKETBALL FUNDRAISER ACCT.								
	11,752.70	1,800.00	1,800.00	0.00	0.00	13,552.70	175.00	13,377.70	

Fund #	Fund Description	FYTD	MTD	FYTD	Current	Current	Unencumbered	Bank
Begin	Balance	Receipts	Expenditures	Expenditures	Fund Balance	Encumbrances	Fund Balance	Code
		MTD Receipts						
300 909B	JR HIGH SHOW CHOIR	0.00	0.00	0.00	6,736.72	0.00	6,736.72	
	6,736.72	0.00	0.00	0.00	6,736.72	0.00	6,736.72	
300 910B	HS GIRLS LACROSSE	0.00	0.00	0.00	0.00	0.00	0.00	
	0.00	0.00	0.00	0.00	0.00	0.00	0.00	
300 911B	H.S. SHOW CHOIR	0.00	0.00	0.00	450.00	0.00	450.00	
	450.00	0.00	0.00	0.00	450.00	0.00	450.00	
300 912B	LITTLE THEATRE - JUNIOR HIGH	0.00	0.00	0.00	0.00	0.00	0.00	
	0.00	0.00	0.00	0.00	0.00	0.00	0.00	
300 913B	JH AT CLASS	0.00	0.00	0.00	0.00	0.00	0.00	
	0.00	0.00	0.00	0.00	0.00	0.00	0.00	
300 914B	HIGH SCHOOL CHEERLEADING COMPETITIONS	6,515.00	0.00	0.00	16,770.16	0.00	16,770.16	
	10,255.16	6,515.00	6,515.00	0.00	16,770.16	0.00	16,770.16	
300 915B	HIGH SCHOOL HOCKEY	0.00	0.00	0.00	4,152.28	0.00	4,152.28	
	4,152.28	0.00	0.00	0.00	4,152.28	0.00	4,152.28	
300 916B	SPECIAL OLYMPICS	0.00	0.00	0.00	2,545.73	1,300.40	1,245.33	
	2,545.73	0.00	0.00	0.00	2,545.73	1,300.40	1,245.33	
300 917B	TURF MAINTENANCE FUND	0.00	0.00	0.00	88,102.00	0.00	88,102.00	
	88,102.00	0.00	0.00	0.00	88,102.00	0.00	88,102.00	
300 918B	JR HIGH CHEERLEADING COMPETITION	0.00	0.00	0.00	2,599.74	0.00	2,599.74	
	2,599.74	0.00	0.00	0.00	2,599.74	0.00	2,599.74	
300 919B	FIVE POINTS ELEM. STUDENT COUNCIL	0.00	0.00	0.00	2,332.70	0.00	2,332.70	
	2,332.70	0.00	0.00	0.00	2,332.70	0.00	2,332.70	
300 920B	DENNIS ELEMENTARY-STUDENT COUNCIL	0.00	0.00	0.00	2,829.63	0.00	2,829.63	
	2,829.63	0.00	0.00	0.00	2,829.63	0.00	2,829.63	
300 921B	TRACK MAINTENANCE FUND	0.00	0.00	0.00	6,986.71	0.00	6,986.71	
	6,986.71	0.00	0.00	0.00	6,986.71	0.00	6,986.71	
300 9511	CAMP HS BASEBALL	120.00	6,584.80	6,584.80	1,441.20	0.00	1,441.20	
	7,906.00	120.00	6,584.80	6,584.80	1,441.20	0.00	1,441.20	
300 9512	CAMP HS BOYS BASKETBALL	0.00	5,425.00	5,425.00	6,475.00	2,060.00	4,415.00	
	11,900.00	0.00	5,425.00	5,425.00	6,475.00	2,060.00	4,415.00	
300 9516	CAMP HS FOOTBALL	7,285.00	5,104.00	5,104.00	11,236.00	0.00	11,236.00	
	9,055.00	7,285.00	5,104.00	5,104.00	11,236.00	0.00	11,236.00	

Fund #	Fund Description		FYTD	MTD	FYTD	Current	Current	Unencumbered	Bank
Begin	Balance	MTD Receipts	Receipts	Expenditures	Expenditures	Fund Balance	Encumbrances	Fund Balance	Code
516 9216	IDEA Part B FY16								
	0.00	0.00	0.00	0.00	0.00	0.00	0.00	0.00	
516 9217	IDEA PART B FY17								
	151,005.99	0.00	0.00	71,226.92	71,226.92	79,779.07	0.00	79,779.07	
516 9218	IDEA PART B FY18								
	0.00	0.00	0.00	0.00	0.00	0.00	0.00	0.00	
572 9216	Title I FY16								
	0.00	0.00	0.00	0.00	0.00	0.00	0.00	0.00	
572 9217	TITLE I FY17								
	26,296.04	0.00	0.00	20,871.61	20,871.61	5,424.43	0.00	5,424.43	
572 9218	TITLE I FY18								
	0.00	0.00	0.00	0.00	0.00	0.00	0.00	0.00	
587 9216	Pre-School Special Ed FY16								
	0.00	0.00	0.00	0.00	0.00	0.00	0.00	0.00	
587 9217	PRESCHOOL SPECIAL ED FY17								
	0.00	0.00	0.00	0.00	0.00	0.00	0.00	0.00	
587 9218	PRE-SCHOOL SP ED FY18								
	0.00	0.00	0.00	0.00	0.00	0.00	0.00	0.00	
590 9216	Title II-A ITC FY16								
	0.00	0.00	0.00	0.00	0.00	0.00	0.00	0.00	
590 9217	TITLE IIA ITQ FY17								
	0.00	0.00	0.00	0.00	0.00	0.00	0.00	0.00	
590 9218	TITLE II-A ITQ FY18								
	0.00	0.00	0.00	0.00	0.00	0.00	0.00	0.00	
GRAND TOTALS:									
	17,020,590.70	10,132,989.82	10,132,989.82	4,986,027.31	4,986,027.31	22,167,553.21	5,026,698.08	17,140,855.13	